

# RATE SCHEDULE TOU-PA-3

for Agricultural & Pumping Service Customers



## What is TOU-PA-3 and are you eligible?

Southern California Edison's (SCE) Rate Schedule TOU-PA-3 applies to large-size Agricultural & Pumping customers with demands from 200 to 500 kilowatts (kW). To be eligible, an account must use 70% or more of their electrical usage for Agriculture Power Service, general water or sewage pumping, or for oil pumping by customers with a Standard Industrial Classification (SIC) Code 1311, and none of the remaining energy usage for domestic purposes.

Customers must not exceed 500 kW monthly Maximum Demand to remain eligible. However, certain customers with demands greater than 500 kW are still eligible to remain on TOU-PA-3 if 70% or more of their energy is used for Agricultural Power Service purposes.

## Basic Charges

TOU-PA-3 has four main charges:

A monthly **customer charge**, which does not vary based on your usage.

**Time-Of-Use (TOU) energy charges** are the cost per kilowatt-hour (kWh) of energy used in each TOU period. TOU periods vary by time of day, day of the week, and season (see TOU Periods chart).

**Facilities-Related Demand (FRD) charges** apply year-round and are calculated per kilowatt (kW) according to the highest recorded demand during each monthly billing period, regardless of season, day of week, or time of day.

**Time-Related Demand (TRD) charges** apply year-round and are calculated per kW according to the highest recorded demand during summer On-Peak

and winter Mid-Peak TOU periods on weekdays, excluding weekends and holidays.

## What is the difference between demand and energy consumption?

Imagine using 10, 100-watt light bulbs. The moment the 10 bulbs are turned on, they place a demand on the power grid for 1,000 watts of electricity (10 bulbs x 100 watts each), or 1 kW. In this example, your meter would register 1 kW of demand. Whereas, if these bulbs are left on for 10 hours they will consume 10,000 watt-hours of energy (1,000 watts x 10 hours), or 10 kWh, and your meter would register 10 kWh of energy used.

## TOU-PA-3 Rate Options

Agricultural & Pumping customers can choose which On-Peak time period works best for their business operations; 4 p.m. to 9 p.m. or 5 p.m. to 8 p.m.

**Option D** has Time-Related and Facilities-Related Demand charges. In exchange for paying these demand charges, you will pay lower energy charges per kWh.

**Option E** has Facilities-Related Demand charges but no Time-Related Demand charges. In exchange for paying lower demand charges, you will pay higher energy charges per kWh.

## Critical Peak Pricing (CPP)

CPP is an optional rate that provides four months of summer season bill credits in exchange for paying higher prices during 12 to 15 annual CPP events. When called, CPP events are from 4 p.m. – 9 p.m. on non-holiday weekdays, usually occurring on the

# RATE SCHEDULE TOU-PA-3

hottest summer days. By reducing electricity use during CPP events, you can minimize these higher prices. Plus, your business will earn credits on your electricity bills during the summer season — when your bills are typically the highest.

To see if CPP is a good fit for your business, we provide one full year of Bill Protection. With Bill Protection, we guarantee if you pay more during your first year on CPP, we'll credit you the difference. You can choose to

unenroll from CPP at any time. Keep in mind, if you unenroll from CPP, you will not be able to make another rate change to your account for at least one year.

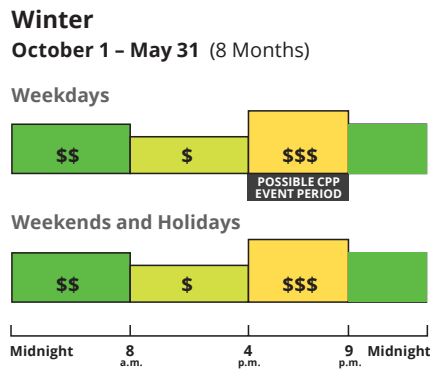

CPP event notifications are sent to you a day ahead of the event, so you can plan your usage. Go to [sce.com/CPPupdatecontact](https://sce.com/CPPupdatecontact) to update or register your contact preferences for alerts.

For more information about CPP, go to [sce.com/CPP](https://sce.com/CPP).

## TIME-OF-USE (TOU) PERIODS

March 2019

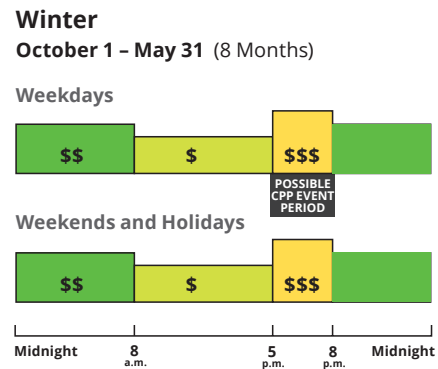

### STANDARD



- Super Off-Peak
- Off-Peak
- Mid-Peak
- On-Peak

Holidays are New Year's Day, President's Day, Memorial Day, Independence Day, Labor Day, Veterans Day, Thanksgiving Day, and Christmas. When any holiday falls on a Sunday, the following Monday will be recognized as a holiday. However, no change will be made for holidays falling on a Saturday.

### OPTIONAL AGRICULTURAL & PUMPING



## AN ONLINE TOOL TO COMPARE AND SELECT YOUR RATE OPTIONS



We encourage you to use our online **Rate Plan Comparison Tool** to compare your current energy costs to other rate options, including CPP. The rate analysis generated by this tool for your account will help you select the best rate plan for your business. To access the Rate Plan Comparison Tool, please visit [sce.com/ratetool](https://sce.com/ratetool).

**Note:** The Rate Plan Comparison Tool can only complete rate analyses for accounts with 12 or more months of historical energy data.

This rate sheet is meant to be an aid to understanding SCE's Rate Schedule TOU-PA-3. It does not replace pricing information contained in the CPUC-approved tariffs. Please refer to the tariffs for a complete list of terms and conditions of service, which can be viewed online at [sce.com/tariffbooks](https://sce.com/tariffbooks).