



SOUTHERN CALIFORNIA  
**EDISON**<sup>®</sup>

OUR COMMITMENT TO  
KEEPING SANTA  
BARBARA COUNTY  
SAFE

THIS MEETING WILL  
BEGIN PROMPTLY AT  
6:00 P.M.



---

# AGENDA

---

Welcome

**Natalie Yanez**

Government Relations Manager, Local Public Affairs

---

Santa Barbara Office of  
Emergency Management

**Stacy Silva**

Associate Director

---

Weather & Fire Science

**Paul Roller**

Fire Science Expert, Meteorology

---

Wildfire Safety  
PSPS Operations Update  
Grid Hardening

**Raymond Fugere**

Director, Asset & System Intelligence

---

Customer Programs and  
Resiliency

**Jennifer Ocampo**

Senior Advisor, PSPS Customer Support

---

Q&A

**Natalie Yanez**

---

Closing Remarks

**Natalie Yanez**



# SAFETY NEAR DOWNED WIRES

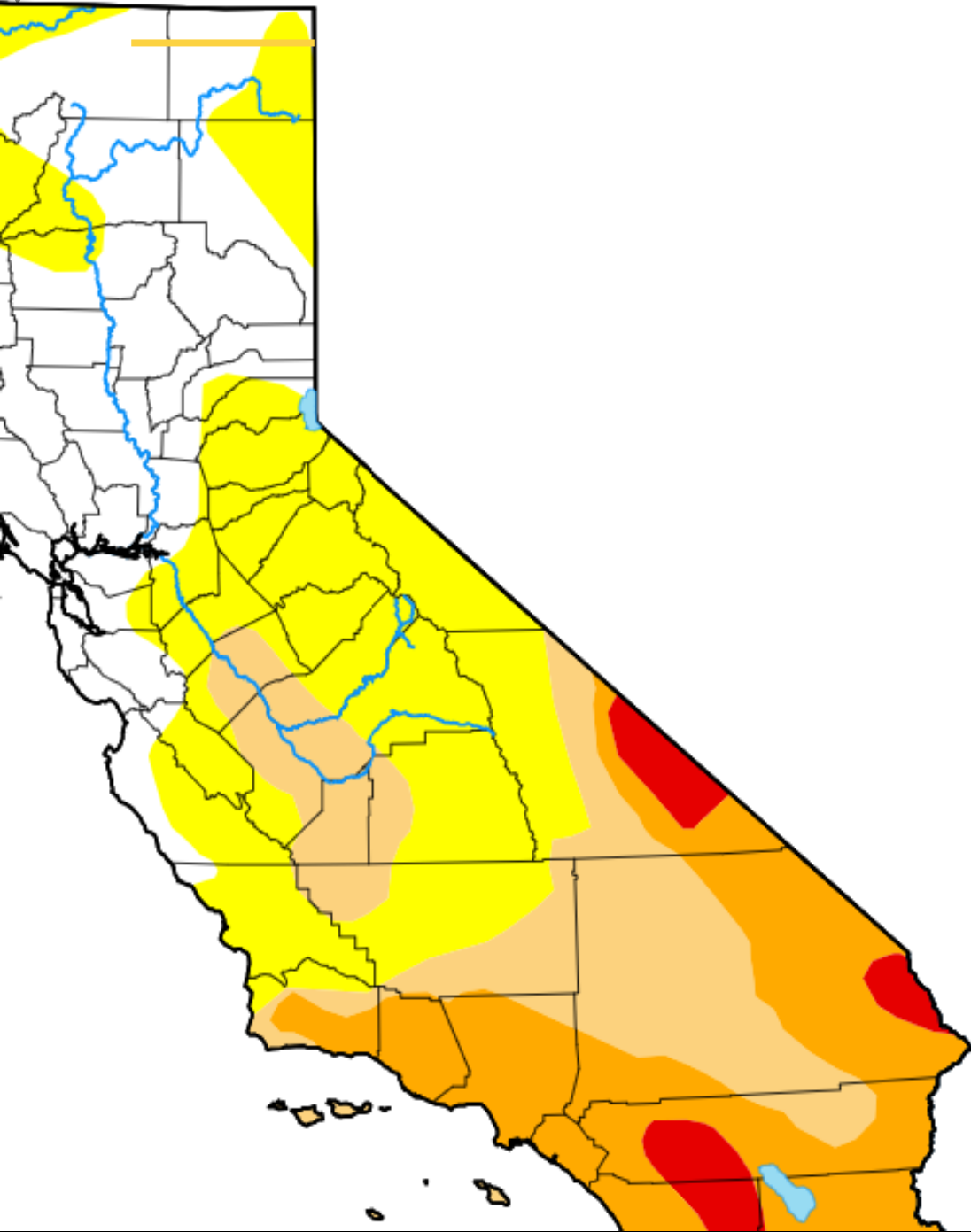


- **Stay away and call 911**
- Stay clear of anything contacting downed power wires
- Stay clear of vehicles near downed power wires
- If escape is necessary, do so carefully

*Damage observed while conducting power restoration patrols on circuits de-energized during the January 2025 PSPS events.*

# **WEATHER & FIRE SCIENCE**

**PAUL ROLLER**



# WEATHER AND WILDFIRE FORECAST

Large fires possible during windy, dry periods prior to the onset of winter precipitation.

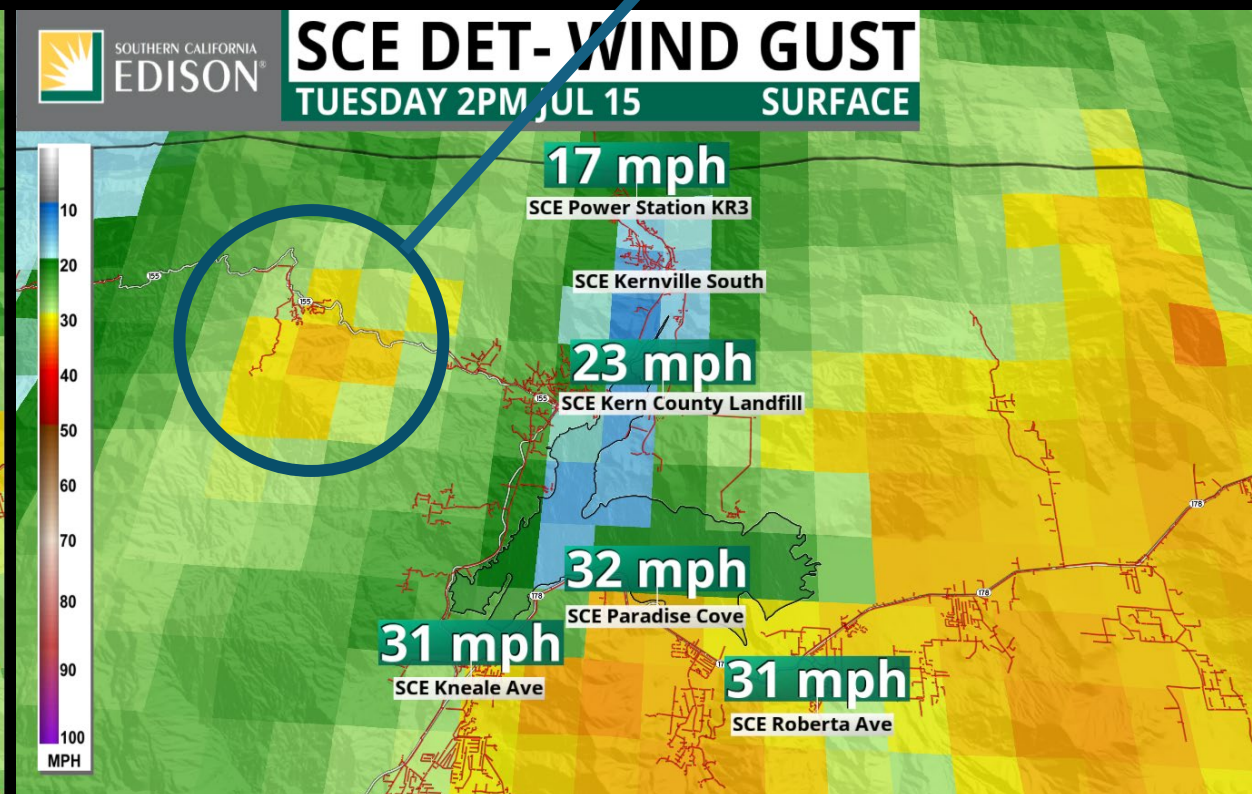
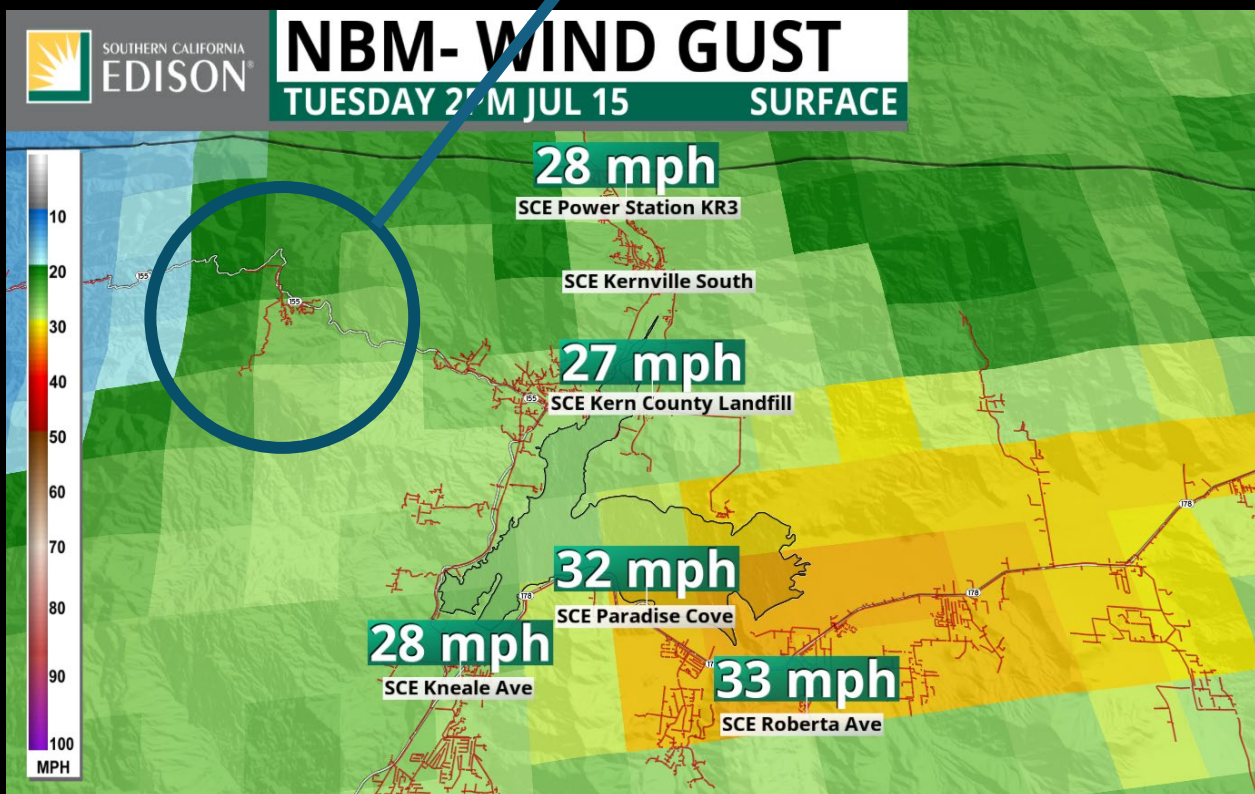
PSPS will continue during elevated windy and dry periods.



# NATIONAL WEATHER SERVICE VS. SCE FORECAST GUIDANCE

NOAA-based model averages across larger areas (3km<sup>2</sup>)

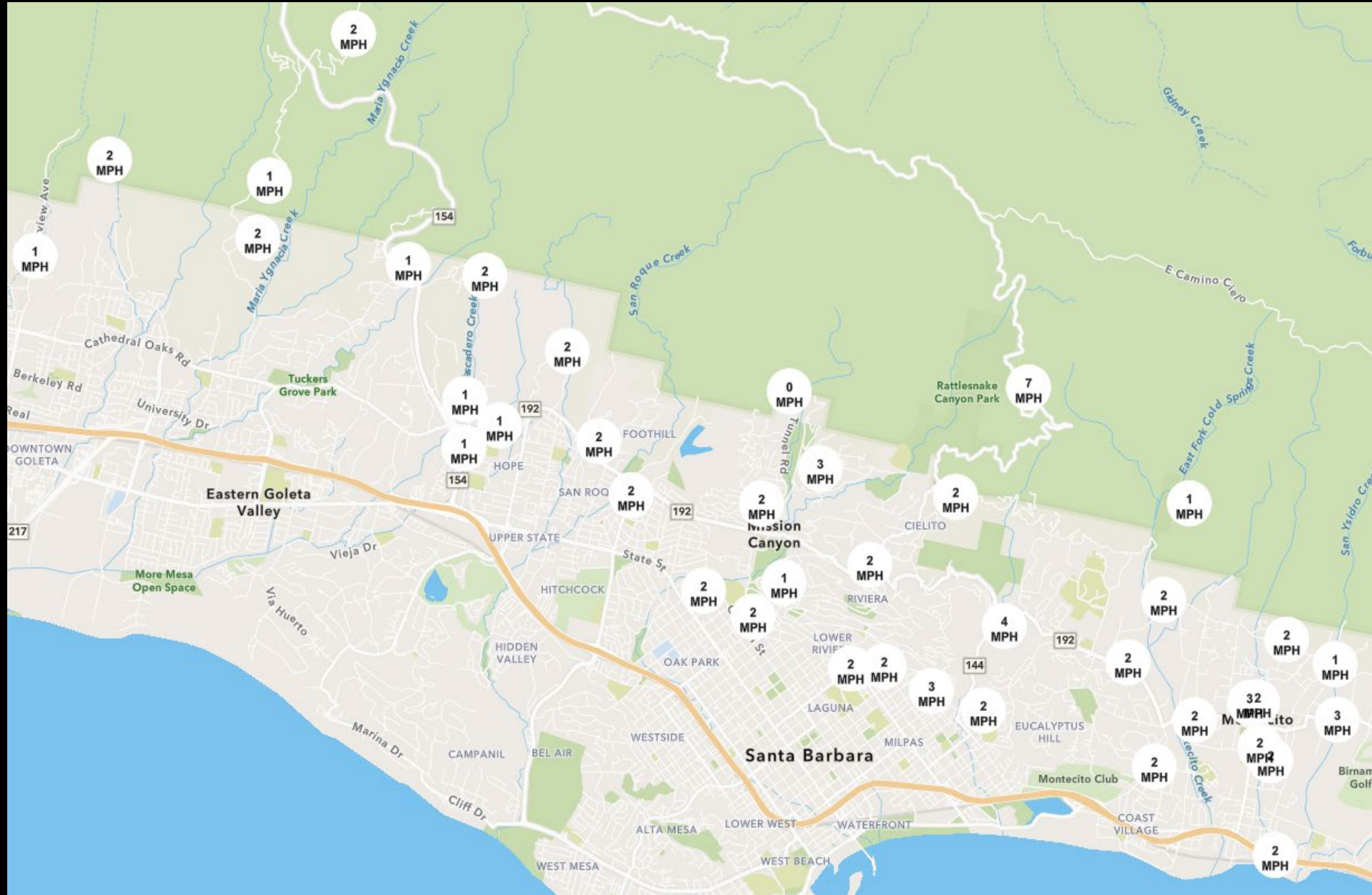
More granular (2km<sup>2</sup>) SCE forecast sees weather for individual circuits





# STRATEGIC WEATHER STATION – SANTA BARBARA

- SCE has ~1,870 weather stations
- Plan to install more to mitigate PSPS





# **PSPS OPERATIONS UPDATE & GRID HARDENING**

**Raymond Fugere**



**119 Miles**

**COMPLETED  
COVERED  
CONDUCTOR**

**12**

**COMPLETED REMOTE  
CONTROLLED SWITCHES /  
AUTOMATIC RECLOSERS**

**GRID HARDENING  
IN  
SANTA BARBARA  
COUNTY**

**161 Miles**

**PENDING  
COVERED  
CONDUCTOR**

**15 Miles**

**PENDING  
TARGETED  
UNDERGROUND**

# VEGETATION MANAGEMENT

## 2025 Progress

Inspected and  
cleared brush  
at **88,238** poles

- Hazard tree removal beyond traditional trim zone
- SCE inspects every year up to **1.6** million trees that might pose a hazard to power lines throughout its **50,000**-square-mile service area
- More than **749,000** are located in high fire risk areas
- Vegetation removal at poles and around power lines
- Remote sensing and satellite technology utilized to enhance inspections and vegetation management

# FIRE POTENTIAL INDEX THRESHOLDS

## FIRE POTENTIAL INDEX (FPI) 1-17

is a formula used to estimate the potential of fire ignition and spread.

## HIGH FIRE RISK AREAS (HFRA<sub>s</sub>)

correspond to CPUC High Fire Threat Districts (HFTD), with small deviations.

HFRA Tiers 2-3:

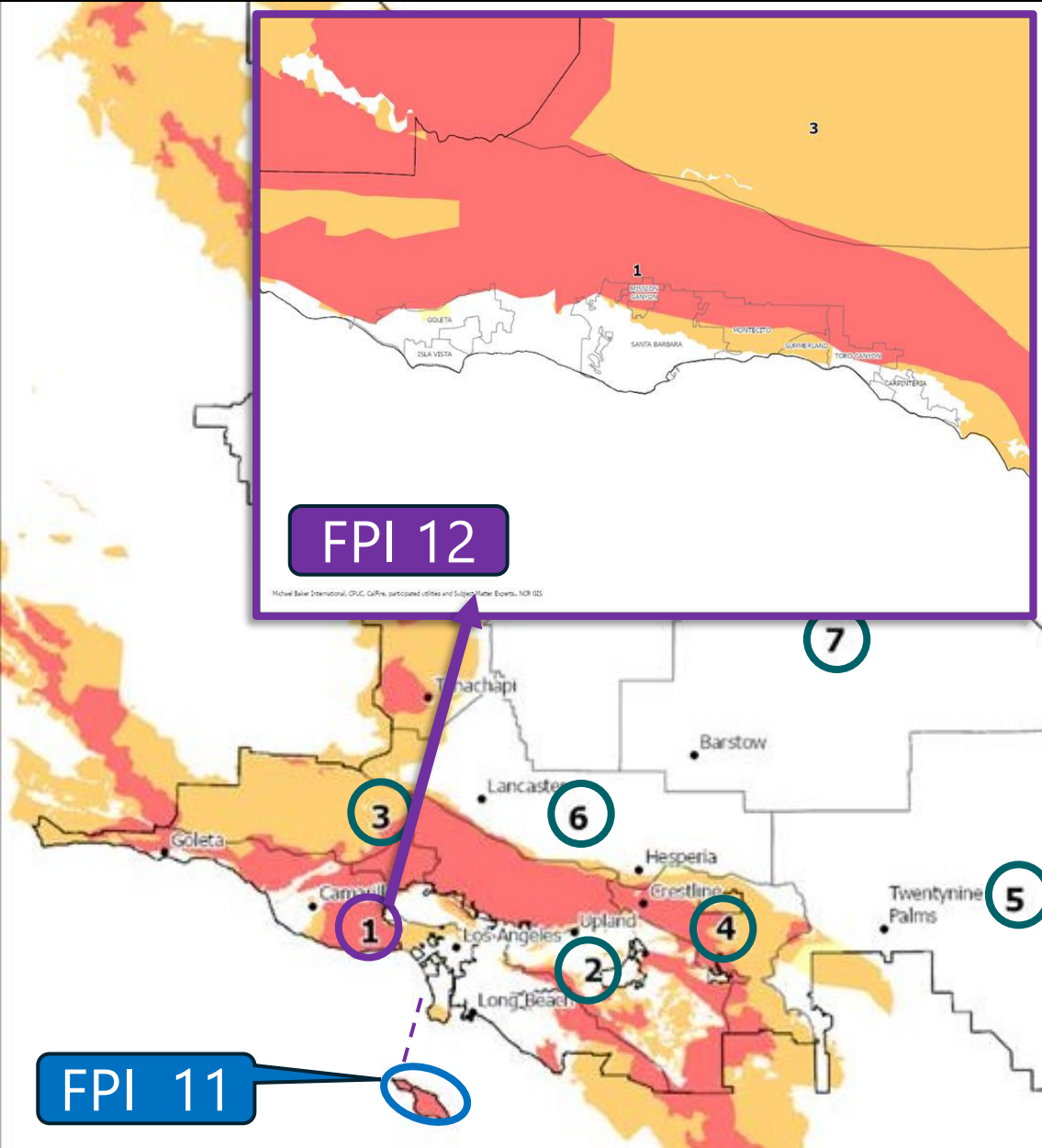


## FIRE CLIMATE ZONES (FCZ<sub>s</sub>)

group similar vegetation, weather, topography, and fire history.

FCZs 2-11:  FCZ 1:  

FPI thresholds are set for each FCZ.  
*When specific conditions suggest more risk, baseline FPI thresholds may be reduced.*





# WINDSPEED THRESHOLDS

Windspeed thresholds for activation are based on **forecasts**, and windspeed triggers for **shut offs** are based on **actual weather**.



**NWS Wind Advisory Level:**  
**31 mph sustained winds or 46 mph gusts or when speeds reach local extremes.**

**Activation threshold for:**  
Uncovered/partially-covered circuits

**Shutoff trigger for:** Uncovered segments\*



**NWS High Wind Warning:**  
**40 mph sustained windspeeds or 58 mph gusts.**

**Activation threshold for:**  
Fully covered circuits \*

**Shutoff trigger for:** Fully-covered segments \*

\* Windspeed triggers are adjusted (lowered) based on circuit, environment and event-specific factors to determine circuit specific shut off values for each event.

# PSPS NOTIFICATION TIMELINE

**4-7 DAYS  
AHEAD** SCE begins planning for potential  
PSPS

**3 DAYS  
AHEAD  
WHEN  
POSSIBLE** **Incident Management Team  
activated**  
Initial notification sent to all  
customers and public safety partners

**DAILY  
UPDATES  
1-2 DAYS  
AHEAD** Daily update notifications sent as  
the weather forecast is refined

**1-4 HOURS  
BEFORE  
SHUTOFF** Expected shutoff notification

## PLANNING AND MONITORING

**POWER  
SHUTOFF** Sent after  
authorization

**RESTORATION  
EFFORTS  
BEGIN** Sent when  
restoration  
patrols begin

**POWER  
RESTORATION** Sent after  
inspection

## OUTAGE AND RECOVERY

*Advance notifications may  
not be possible in unexpected  
weather conditions.*

<b>Notifications</b>       <b>Average length</b>	<i>Is it PSPS?</i>	<i>Is it Maintenance?</i>	<i>Is it Repair?</i>
	<p>First notification is typically 1-3 days before the planned shut off and mentions high winds and fire conditions</p> <p>Mandatory</p> <p>23 hours, but can be longer</p>	<p>First notification is typically up to 10 days before the planned shut off and mentions the need for repairs to area electrical infrastructure</p> <p>Optional</p> <p>5 hours</p>	<p>First notification is typically up to 10 minutes after the power shuts off and lets customers know that SCE is responding</p> <p>Optional</p> <p>Depends on complexity: usually same day restoration</p>

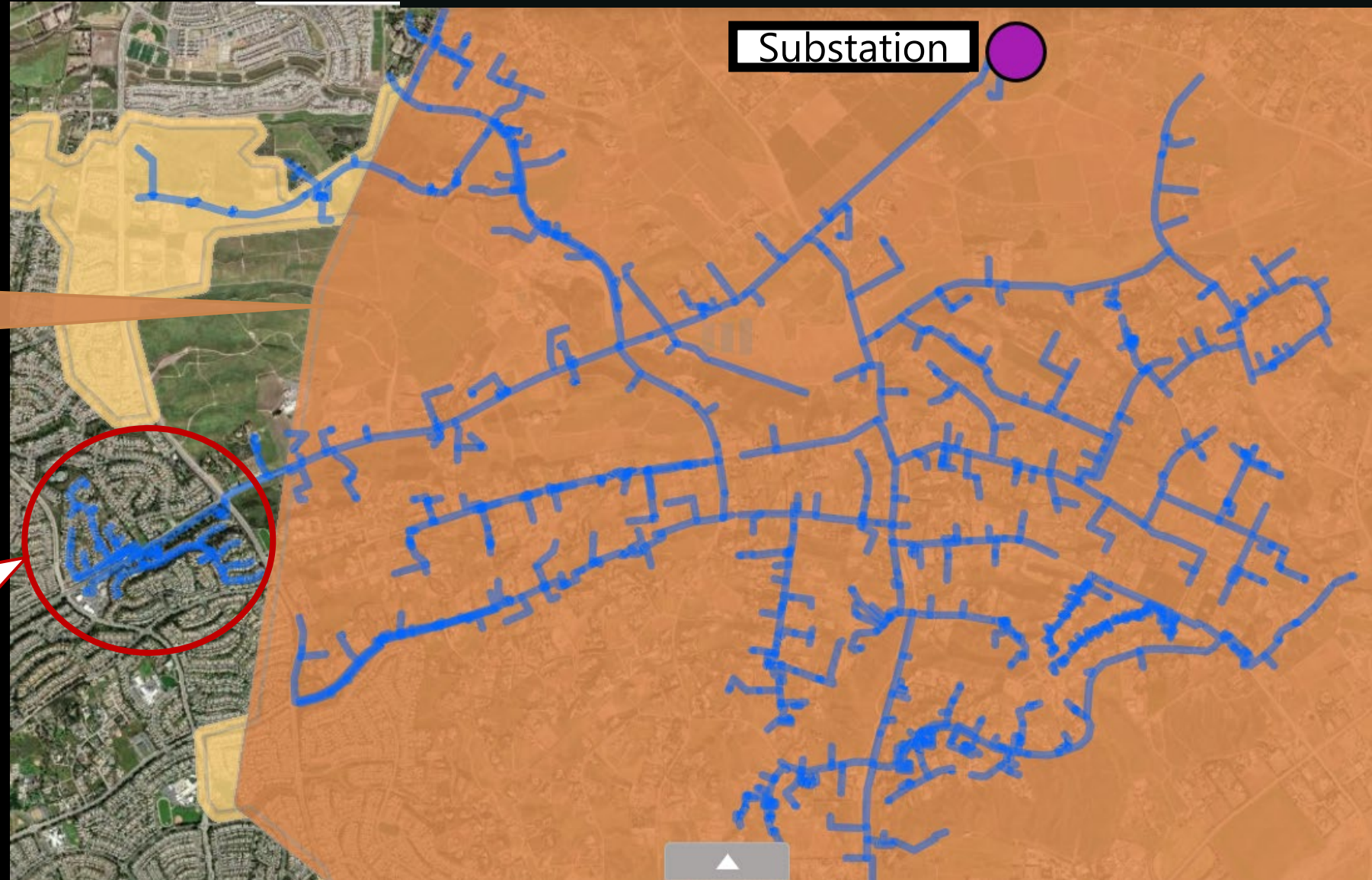


# WHY IS MY POWER OUT WHEN IT ISN'T WINDY?

## Actual SCE Circuit

Tier 3 High Fire Risk Area

Undergrounded neighborhood



Maps available at  
[drpep.sce.com](http://drpep.sce.com)



# WHY DOES MY NEIGHBOR HAVE POWER WHEN I DON'T?

De-energized

Energized

Yellow shaded area is Tier 2 HFRA and may be shut off during PSPS

AI-generated image for illustrative purposes







# **CUSTOMER SUPPORT AND RESILIENCY**

**Jennifer Ocampo**



---

## MITIGATING IMPACTS OF PSPS – COMMUNITY CARE RESOURCES

### **100 Community Resource Centers**

(9 resilient) that provide water, snacks, thermal bags for medication, and access to charging stations for mobile devices and medical equipment

### **8 Community Crew Vehicles**

Deployed to locations where we can't open an indoor center; provide similar services as Community Resource Centers

### **8 Resiliency Zone Sites**

Powered by backup generator provided by SCE to operate even if the local power is down

---

## CUSTOMER BACK-UP BATTERY PROGRAMS

- **Critical Care Battery Backup Program** for customers on Medical Baseline Allowance
- **In-Event Battery Loan Program** for customers with medical devices or assistive technologies
- **\$200 / \$600 rebates** on qualifying portable generators
- **\$150 rebate** on portable power stations
- **Self-Generation Incentive Program (SGIP)** for energy storage and solar

# ADDITIONAL SUPPORT

**Access & Functional Needs (AFN)  
Resources**

**Disability Disaster Access and  
Resource (DDAR)**

**Local Food Banks**

**Community Based  
Organizations**



**Disability Disaster  
Access & Resources**



# MICROGRIDS FOR RESIDENTIAL CUSTOMERS

Typically consist of solar  
+ battery storage

Have blue-sky benefits  
(time-of-use load  
shifting, demand  
response)

Solar can require  
significant rooftop square  
footage

Interconnected in  
parallel with the grid

Eligible for tax benefits /  
grants

Require interconnection  
agreement



---

# BACKUP GENERATORS

Safety considerations

Requires  
interconnection  
application when  
connected to panel

Most are gas or  
diesel (requiring  
refueling), some are  
natural gas

Requires  
maintenance, testing,  
training, etc.

Can be noisy & foul  
smelling

Not considered a  
clean source of  
power

# PSPS CUSTOMER COMMUNICATIONS

## Notifications

- SCE provides PSPS notifications through various communication channels
  - SCE Account Holders (email, text, and voice call)
  - Address Level Alerts
- Non-customers can sign up at [scepssp.com](https://scepssp.com)

## SCE Outage Map

- Consolidated outage map that incorporates PSPS outages at [sce.com/outagemap](https://sce.com/outagemap)

### Power Outages

Search by address, city, county or ZIP



[Click here to enter the outage number and check the status](#)

#### Current Outages

28 Outages | 1,065 Customers Impacted

#### Upcoming Scheduled Outages

1,531 Outages Scheduled | 68,293 Customers Possibly Impacted

#### Public Safety Power Shutoff (PSPS)

Search for an address to see specific PSPS details or see county-level details [below](#).

Not Seeing Your Outage?

Last Updated: 5/2/2022 - 6:02 PM PST

Report

#### Outage Alerts

Stay informed about unplanned repair and planned maintenance outages.

[Get Alerts >](#)

### Community Support



Resource Centers

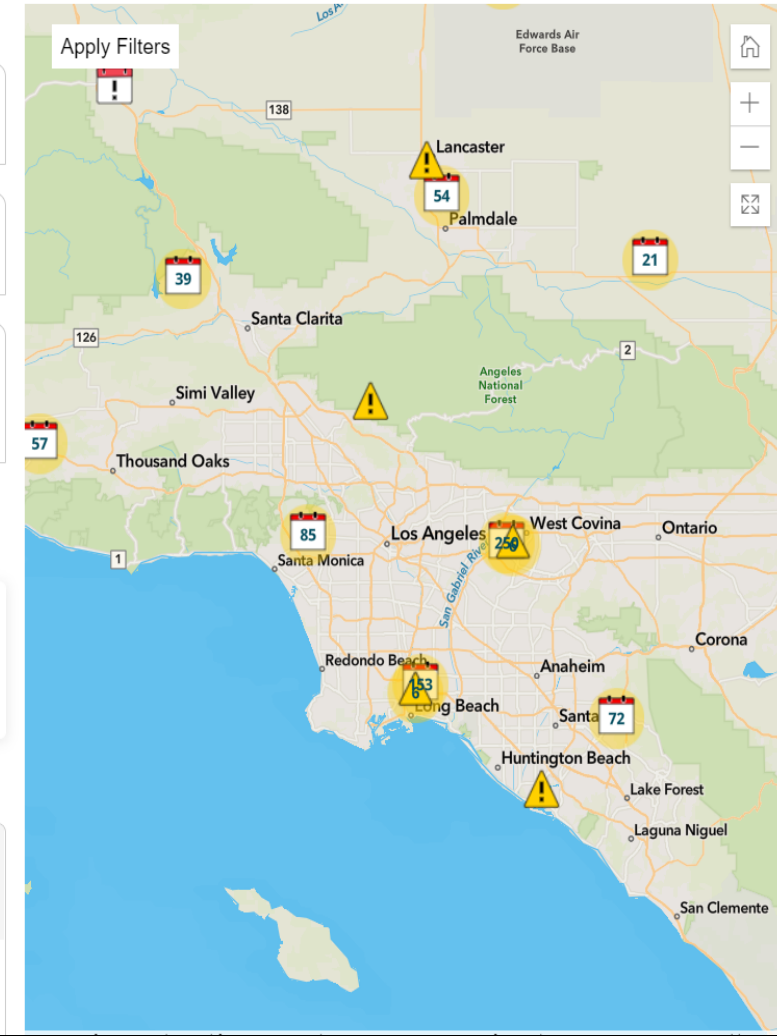


Crew Vehicles



Further Assistance

SCE Community Resource Centers are available to support customers during a Public Safety Power Shutoffs... [More >](#)



# Q&A

*If you have a question or concern that is not addressed today, please email us at **SCE Wildfire Safety Outreach:** [wildfireoutreach@sce.com](mailto:wildfireoutreach@sce.com)*



**Share your  
feedback about  
the meeting**

# HELPFUL INFORMATION & RESOURCES

SCE Wildfire Webpage – [sce.com/wildfire](https://www.sce.com/wildfire)  
PSPS Webpage – [sce.com/psps](https://www.sce.com/psps)

## SCE Notifications

- Sign up for PSPS alerts – [sce.com/pspsalerts](https://www.sce.com/pspsalerts)

## Situational Awareness

- SCE outage map – [sce.com/outagemap](https://www.sce.com/outagemap)
- Role of weather in PSPS – [sce.com/fireweather](https://www.sce.com/fireweather)
- Weather awareness for PSPS, fire detection map & wildfire cameras – [sce.com/wildfire/weather-awareness](https://www.sce.com/wildfire/weather-awareness)
- Weather stations – [sce.com/weatherstations](https://www.sce.com/weatherstations)
- CPUC high fire threat district maps – [ia.cpuc.ca.gov/firemap/](https://ia.cpuc.ca.gov/firemap/)

## Preparedness

- SCE emergency preparedness – [sce.com/beprepared](https://www.sce.com/beprepared)
- CAL FIRE preparedness – [readyforwildfire.org](https://readyforwildfire.org)

## Safety

- Report an object caught on a power line: 1-800-611-1911

## Vegetation Management

- Vegetation Management – [sce.com/safety/power-lines](https://www.sce.com/safety/power-lines); contact 1-800-655-4555 or [safetrees@sce.com](mailto:safetrees@sce.com)

## Targeted Undergrounding

- Targeted Undergrounding – [sce.com/tug](https://www.sce.com/tug); contact 1-888-331-0010 or [SCEprojects@sce.com](mailto:SCEprojects@sce.com)

## Customer Programs & Rebates

- SCE Customer Programs & Resources – [sce.com/customerresources](https://www.sce.com/customerresources)
- SCE Marketplace (rebates and programs) – [marketplace.sce.com](https://marketplace.sce.com)
- SCE Critical Care Backup Battery Program – [sce.com/ccbb](https://www.sce.com/ccbb)
- SCE Access & Functional Needs Resources – [sce.com/afn](https://www.sce.com/afn)
- SCE Medical Baseline Program – [sce.com/medicalbaseline](https://www.sce.com/medicalbaseline)
- Self-Generation Incentive Program (SGIP) – [sce.com/sgip](https://www.sce.com/sgip) or [selfgenca.com](https://selfgenca.com)
- SCE Income Qualified Programs – [sce.com/iqp](https://www.sce.com/iqp)
- SCE Customer Support: 1-800-655-4555

## Community Meetings

- Join SCE's wildfire safety community meetings – [sce.com/wildfiresafetymeetings](https://www.sce.com/wildfiresafetymeetings)

## Energized by Edison

- Corrections to recent articles & online content – [edison.com/edison-for-the-record](https://www.edison.com/edison-for-the-record)



**THANK YOU for joining us.**

Contact email:

SCE Wildfire Safety Outreach

[wildfireoutreach@sce.com](mailto:wildfireoutreach@sce.com)