

# UNDERSTANDING YOUR NET ENERGY METERING (NEM) 2.0 MONTHLY BILLING STATEMENT



This guide can help you navigate and understand your Net Energy Metering (NEM 2.0) bill and quickly find what matters most, whether you need to pay anything this month, and how your bill accumulates over time leading up to your 12-month annual settlement bill.

As a NEM customer, you still receive a monthly bill. This is because some charges are due each month, including the Base Services Charge, which helps cover essential costs to keep your home connected to the electric grid. Credits can help reduce energy charges, but they don't apply to these monthly charges.

## Under NEM 2.0 there are two billing options:

**Monthly Billing Option:** You pay your energy charges and monthly charges in full each month.

**Annual Billing Option:** You pay your monthly charges each month, and energy charges build over time and are due at the end of your 12-month billing period. **It's a good idea to keep an eye on our energy charges so you can plan ahead for your annual bill.**

## For a quick start:

- The **amount you owe** and when it's due is on page 1 of your bill.
- If you are on the annual billing option, information about your **annual settlement** bill is under the Stay Informed About Your Annual Bill section.
- **Set fees**, like the Base Services Charge, and Nonbypassable charges are in the Details of Your New Charges section.
- Your tracked **energy charges** are in the Details of Your Tracked Charges section.



**SOUTHERN CALIFORNIA EDISON**  
An EDISON INTERNATIONAL® Company

Go paperless at [www.sce.com/ebilling](http://www.sce.com/ebilling). It's fast, easy and secure.

For billing and service inquiries  
1-866-701-7868  
[www.sce.com](http://www.sce.com)

**Your electricity bill**

VALUED CUSTOMER / Page 1 of 6

---

**Customer account**  
70000000000

**Service account**  
8000000000  
123 MAIN ST  
ANYTOWN, CA 91234

**Rotating outage**  
Group N000

**POD-ID**  
100000000000000000

**Date bill prepared**  
12/26/24

**Amount due \$105.90**  
**Due by 01/15/25**

**Net Energy Metering (NEM) month 1**  
**Current month's net kWh: 126 kWh**

---

**Your account summary**

Previous Balance	\$818.15	
Payment Received 11/25/24	-\$818.15	
Balance forward	\$0.00	
Your new charges	\$105.90	
<b>Total amount you owe by 01/15/25</b>	<b>\$105.90</b>	

For information concerning your net consumption and generation, please refer to the "Details of your tracked charges" section of the bill.

---

**Get a discount on your bill every month**

Your income may qualify you for discounted bills through the CARE or FERA program. To enroll or learn more, visit [sce.com/careandfera](http://sce.com/careandfera) or call 1-800-798-5723.

---

**Recibe un descuento en tu factura cada mes**

Si cumples los requisitos de ingresos, podrias recibir descuentos en tus facturas gracias a los programas CARE o FERA. Para inscribirte o obtener mas informacion, visita [sce.com/carefera](http://sce.com/carefera) o llama al 1-800-798-5723.

---

**Your cost varies by time of day**

**Winter cost periods (Oct 01-May 31)**

	Weekdays	Weekends & Holidays
Mid peak	4pm - 9pm	4pm - 9pm
Off peak	12am - 8am	12am - 8am
	9pm - 12am	9pm - 12am
Super off peak	8am - 4pm	8am - 4pm

---

(14-574) Tear here

Please return the payment stub below with your payment and make your check payable to Southern California Edison. If you want to pay in person, call 1-800-747-8908 for locations, or you can pay online at [www.sce.com](http://www.sce.com).

Tear here

---



**SOUTHERN CALIFORNIA EDISON**  
An EDISON INTERNATIONAL® Company

Customer account 700000000000  
Please write this number on the memo line of your check. Make your check payable to Southern California Edison.

**Amount due by 01/15/25** **\$105.90**

Amount enclosed \$

STMT 01072025 P

VALUED CUSTOMER  
123 MAIN ST  
ANYTOWN, CA 91234-5678

P.O. BOX 600  
ROSEMEAD, CA 91771-0002

0000173 000000000000010590000010590

1

# UNDERSTANDING YOUR NET ENERGY METERING (NEM) 2.0 MONTHLY BILLING STATEMENT




## 1. Total amount you owe and due date

- This is the amount you owe and when it's due.
- You must **pay this amount in full** by the due date **to avoid being charged a late fee.**
- May include set fees, like the Base Services Charge, which are due each month and are not based on how much electricity you use.

## 2. Your Account Summary

This section gives you a quick view for the month to see how credits, charges, and payments are impacting your balance.

- **New Charges:** Charges added this month, including set fees and energy charges when you use more electricity than your solar system produces.
- **Adjustments:** Updates to your account if something was corrected, such as a previous charge or payment.



**SOUTHERN CALIFORNIA EDISON**  
An EDISON INTERNATIONAL® Company

Go paperless at [www.sce.com/ebilling](http://www.sce.com/ebilling). It's fast, easy and secure.

For billing and service inquiries  
1-866-701-7868  
[www.sce.com](http://www.sce.com)

**Your electricity bill**

VALUED CUSTOMER / Page 1 of 6

---

**Customer account**  
700000000000

**Service account**  
8000000000  
123 MAIN ST  
ANYTOWN, CA 91234

**Rotating outage**  
Group N000

**POD-ID**  
100000000000000000

**Date bill prepared**  
12/26/24

**1**

**Amount due \$105.90**  
**Due by 01/15/25**

**Net Energy Metering (NEM) month 1**  
**Current month's net kWh: 126 kWh**

---

**2**

**Your account summary**

Previous Balance	\$818.15
Payment Received 11/25/24	-\$818.15
Balance forward	\$0.00
Your new charges	\$105.90
<b>Total amount you owe by 01/15/25</b>	<b>\$105.90</b>

*For information concerning your net consumption and generation, please refer to the "Details of your tracked charges" section of the bill.*

---

**Get a discount on your bill every month**

*Your income may qualify you for discounted bills through the CARE or FERA program. To enroll or learn more, visit [sce.com/careandfera](http://sce.com/careandfera) or call 1-800-798-5723.*

---

**Recibe un descuento en tu factura cada mes**

*Si cumples los requisitos de ingresos, podrias recibir descuentos en tus facturas gracias a los programas CARE o FERA. Para inscribirte o obtener mas informacion, visita [sce.com/carefera](http://sce.com/carefera) o llama al 1-800-798-5723.*

---

**Your cost varies by time of day**

**Winter cost periods (Oct 01-May 31)**

	Weekdays	Weekends & Holidays
Mid peak	4pm - 9pm	4pm - 9pm
Off peak	12am - 8am	12am - 8am
	9pm - 12am	9pm - 12am
Super off peak	8am - 4pm	8am - 4pm

---

(14-574) Tear here

Please return the payment stub below with your payment and make your check payable to Southern California Edison. If you want to pay in person, call 1-800-747-8908 for locations, or you can pay online at [www.sce.com](http://www.sce.com).

Tear here

---



**SOUTHERN CALIFORNIA EDISON**  
An EDISON INTERNATIONAL® Company

Customer account 700000000000  
Please write this number on the memo line of your check. Make your check payable to Southern California Edison.

**Amount due by 01/15/25** **\$105.90**

Amount enclosed \$

STMT 01072025 P

VALUED CUSTOMER  
123 MAIN ST  
ANYTOWN, CA 91234-5678

P.O. BOX 600  
ROSEMEAD, CA 91771-0002

0000173 000000000000010590000010590

2

# UNDERSTANDING YOUR NET ENERGY METERING (NEM) 2.0 MONTHLY BILLING STATEMENT




## 3. Your Past and Current Electricity Usage

This section shows how electricity moved between your home and the electric grid during the month and helps explain how your energy charges or credits are calculated.

- Electricity costs can vary depending on the time of day, day of week, and season. This chart shows pricing periods when electricity will cost more or less.
- Using electricity during high-cost times may increase your energy charges, even if your total usage stays the same.
- Knowing your peak and off-peak hours can help you shift energy use to times when electricity prices are lower.
- **Consumption:** The amount of electricity you used from SCE's electric grid.
- **Net generation:** The extra electricity your solar system produced that your home did not use and was sent back to SCE's electric grid.

*Note: Electricity is measured in kilowatt-hours (kWh), which is a way to measure how much electricity you use over time.*



Go paperless at [www.sce.com/ebilling](http://www.sce.com/ebilling). It's fast, easy and secure.

VALUED CUSTOMER / Page 3 of 6

---

### 3 Your past and current electricity usage

		Electricity (kWh)	
	Consumption	Net generation	Total
Winter Season	128	0	128
Mid peak	393	-21	372
Off peak	44	-418	-374
Super off peak			
<b>Total electricity usage this month in kWh</b>			<b>126</b>

Your next billing cycle for meter 222011-466549 will end on or about 01/10/25.

**Consumption** is the total amount of electricity imported from SCE.

**Net generation** is the amount of excess electricity exported to the grid by your generating system.

**Total electricity usage** is your system's total consumption minus your net generation.

#### Your daily average electricity usage (kWh)

2 Years ago: 1.93      Last year: 6.61      This year: 4.34

---

#### Details of your new charges

Your rate: TOU-D-PRIME  
Billing period: 11/12/24 to 12/10/24 (29 days)

Delivery charges - Cost to deliver your electricity	Amount	Your Delivery charges include:	
Base services charge	29 days x \$0.54500	\$15.81	• \$2.39 transmission charges
Energy-Winter		\$31.86	• \$43.44 distribution charges
Mid peak	128 kWh x \$0.24889		• \$1.41 new system generation charge
Off peak	372 kWh x \$0.14807	\$55.08	
Super off peak	-374 kWh x \$0.14807	-\$55.38	
<b>Generation charges - Cost to generate your electricity</b>			<b>Your Generation charges include:</b>
SCE			• -\$1.16 power charge indifference adjustment (PCIA)
Energy-Winter			
Mid peak	128 kWh x \$0.27892	\$35.70	<b>Your overall energy charges include:</b>
Off peak	372 kWh x \$0.06232	\$23.18	• \$0.91 franchise fees
Super off peak	-374 kWh x \$0.06232	-\$23.31	
<b>Nonbypassable charges (NBCs)</b>			<b>Additional information:</b>
CTC, NDC, PPC	560 kWh x \$0.02090	\$11.70	• Service voltage: 240 volts
Wildfire fund charge	560 kWh x \$0.00561	\$3.14	• Net Surplus Compensation (NSC) option: Rollover
<b>Other charges or credits</b>			
Fixed recovery charge	126 kWh x \$0.00188	\$0.24	
Subtotal of your new charges		\$98.02	
Rialto UUT	\$98.02 x 8.00000%	\$7.84	
State tax	126 kWh x \$0.00030	\$0.04	
<b>Your new charges</b>		<b>\$105.90</b>	

# UNDERSTANDING YOUR NET ENERGY METERING (NEM) 2.0 MONTHLY BILLING STATEMENT




## 4. Details of Your New Charges

**Monthly Billing Option:** You may see energy charges, taxes, and fees in this section as well as non-energy and nonbypassable charges.

Common line items you may see include:

- **Base Services Charge:** Required by California Law (AB205) to help cover essential costs to maintain the infrastructure which keeps your home connected to the electric grid, regardless of how much electricity you use. Learn more at [sce.com/baseservicescharge](http://sce.com/baseservicescharge).
- **Nonbypassable charges (NBCs):** Are the portion of rates that cannot be offset by the electricity you generate.

**Annual Billing Option:** This section shows the breakdown of your monthly non-energy charges that are due each month and are not based on how much electricity you use and **cannot be offset by credits**.



Go paperless at [www.sce.com/ebilling](http://www.sce.com/ebilling). It's fast, easy and secure.

VALUED CUSTOMER / Page 3 of 6

---

### Your past and current electricity usage

		Electricity (kWh)	
	Consumption	Net generation	Total
Winter Season	128	0	128
Mid peak	393	-21	372
Off peak	44	-418	-374
<b>Total electricity usage this month in kWh</b>			<b>126</b>

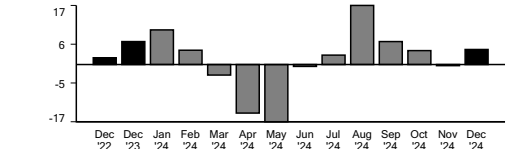
Your next billing cycle for meter 222011-466549 will end on or about 01/10/25.

**Consumption** is the total amount of electricity imported from SCE.  
**Net generation** is the amount of excess electricity exported to the grid by your generating system.  
**Total electricity usage** is your system's total consumption minus your net generation.

---

### Your daily average electricity usage (kWh)

2 Years ago: 1.93      Last year: 6.61      This year: 4.34




---

## 4

### Details of your new charges

Your rate: TOU-D-PRIME  
Billing period: 11/12/24 to 12/10/24 (29 days)

Description	Amount	Inclusion
<b>Delivery charges - Cost to deliver your electricity</b>		
Base services charge	29 days x \$0.54500	\$15.81
Energy-Winter		
Mid peak	128 kWh x \$0.24889	\$31.86
Off peak	372 kWh x \$0.14807	\$55.08
Super off peak	-374 kWh x \$0.14807	-\$55.38
<b>Generation charges - Cost to generate your electricity</b>		
SCE		
Energy-Winter		
Mid peak	128 kWh x \$0.27892	\$35.70
Off peak	372 kWh x \$0.06232	\$23.18
Super off peak	-374 kWh x \$0.06232	-\$23.31
<b>Nonbypassable charges (NBCs)</b>		
CTC, NDC, PPC	560 kWh x \$0.02090	\$11.70
Wildfire fund charge	560 kWh x \$0.00561	\$3.14
<b>Other charges or credits</b>		
Fixed recovery charge	126 kWh x \$0.00188	\$0.24
Subtotal of your new charges		\$98.02
Rialto UUT	\$98.02 x 8.00000%	\$7.84
State tax	126 kWh x \$0.00030	\$0.04
<b>Your new charges</b>		<b>\$105.90</b>

**Your Delivery charges include:**

- \$2.39 transmission charges
- \$43.44 distribution charges
- \$1.41 new system generation charge

**Your Generation charges include:**

- -\$1.16 power charge indifference adjustment (PCIA)

**Your overall energy charges include:**

- \$0.91 franchise fees

**Additional information:**

- Service voltage: 240 volts
- Net Surplus Compensation (NSC) option: Rollover

# UNDERSTANDING YOUR NET ENERGY METERING (NEM) 2.0 MONTHLY BILLING STATEMENT



## 5. Things You Should Know

This section provides important notices and may include additional support resources.

## 6. Details of Your Tracked Charges

Shows how your energy charges or credits were calculated for the month based on when you used electricity and whether your solar system produced more or less than you used.

- Delivery charges: The cost to deliver electricity to your home.
- Generation charges: The cost to produce the electricity you use.
- Energy Charge Total: This is your total energy charges for the month. This will be added to the annual bill you will receive at the end of your 12-month billing period.
- At the bottom, you'll see your total, either for charges due or a negative (credit) balance. If you're on MBO, you pay these charges monthly. If you are on ABO, this amount will be calculated into your year-to-date total which is due when you receive your settlement bill.

VALUED CUSTOMER / Page 4 of 6

### 5 Things you should know

#### Fixed Recovery Charge

SCE has been permitted to issue bonds that enable it to recover more quickly certain costs related to preventing and mitigating catastrophic wildfires. Your bill for electric service includes a Fixed Recovery Charge that has been approved by the CPUC to repay those bonds. The right to recover the Fixed Recovery Charge has been transferred to a separate entity (called the Special Purpose Entity) that issued the bonds and does not belong to SCE. SCE is collecting the Fixed Recovery Charge on behalf of the Special Purpose Entity.

#### Stay in Control

If you're behind on payments, enrolled in a payment plan, or facing disconnection, we offer options and energy management solutions to help you stay in control of your bill and costs. Learn more at [www.sce.com/billsupport](http://www.sce.com/billsupport).

#### California Climate Credit Rollover Information

Your electricity bill for this month may reflect a credit amount. This may be due in part to the California Climate Credit included in the "Delivery charges" section of your October 2024 electricity bill.

#### Edison Scholars \$50,000 STEM Scholarship

Edison International is offering \$50,000 scholarships to 30 high school seniors that want to make a difference in the world by studying science, technology, engineering, or math (STEM) in college. Students must be passionate about making the world a better place, have at least a 3.0 GPA, plan to pursue a STEM major, and live in SCE's service area. Applications must be submitted by January 23, 2025. Learn more at [edisonscholars.com](http://edisonscholars.com).

Go paperless at [www.sce.com/ebilling](http://www.sce.com/ebilling). It's fast, easy and secure.



VALUED CUSTOMER / Page 5 of 6

### 6 Details of your tracked charges

Your rate: TOU-D-PRIME  
Billing period: 11/12/24 to 12/10/24 (29 days)

#### Delivery charges - Cost to deliver your electricity

Energy-Winter		
Mid peak	128 kWh x \$0.24889	\$31.86
Off peak	372 kWh x \$0.14807	\$55.08
Super off peak	-374 kWh x \$0.14807	-\$55.38

#### Generation charges - Cost to generate your electricity

SCE		
Energy-Winter		
Mid peak	128 kWh x \$0.27892	\$35.70
Off peak	372 kWh x \$0.06232	\$23.18
Super off peak	-374 kWh x \$0.06232	-\$23.31

#### Other charges or credits

Fixed recovery charge	126 kWh x \$0.00188	\$0.24
<b>Energy Charge Total</b>		<b>\$67.37</b>

# UNDERSTANDING YOUR NET ENERGY METERING (NEM) 2.0 MONTHLY BILLING STATEMENT


## 7. Monthly Summary of Your Tracked Credits and Charges

**Monthly Billing Option:** This section is a summary of your tracked credits and charges table, which tracks your monthly and cumulative dollar amounts to provide a wholistic view of your tracked charges and credits through your 12-month billing period.

This is calculated based on the electricity you use (net consumption) and what your solar system produces and sends back (net generation). You can make payments for energy charges at any time to lower the amount due on your annual settlement bill.

- If Net Consumption is higher, the total you owe may increase.
- If Net Generation is higher, the total you owe may decrease because credits will be added.

**Annual Billing Option:** This section is located on the right side of your bill and is a snapshot of the running total of your energy charges and credits and helps you track what you may owe at the end of your 12-month billing period. To help avoid a large annual bill, keep track of your year-to-date energy charges. As your bill tracks energy over time, the total may increase during the year. You can make extra payments towards your energy charges at any time to reduce what you may owe later. Extra payments will appear as a credit on your account.



Go paperless at [www.sce.com/ebilling](http://www.sce.com/ebilling). It's fast, easy and secure.

VALUED CUSTOMER / Page 5 of 6

---

### Details of your tracked charges

Your rate: TOU-D-PRIME  
Billing period: 11/12/24 to 12/10/24 (29 days)

**Delivery charges** - Cost to deliver your electricity

Energy-Winter		
Mid peak	128 kWh x \$0.24889	\$31.86
Off peak	372 kWh x \$0.14807	\$55.08
Super off peak	-374 kWh x \$0.14807	-\$55.38

**Generation charges** - Cost to generate your electricity

SCE

Energy-Winter		
Mid peak	128 kWh x \$0.27892	\$35.70
Off peak	372 kWh x \$0.06232	\$23.18
Super off peak	-374 kWh x \$0.06232	-\$23.31

**Other charges or credits**

Fixed recovery charge	126 kWh x \$0.00188	\$0.24
<b>Energy Charge Total</b>		<b>\$67.37</b>

---


### 7 Monthly summary of your tracked credits and charges

Month	Bill Period	Energy Credits <sup>1</sup>	Energy Charges <sup>2</sup>	Year-to-date energy credits <sup>3</sup>	Year-to-date energy charges <sup>4</sup>	Year-to-date kWh <sup>5</sup>
01	02/09/23 - 03/09/23	\$0.00	\$1,726.00	\$0.00	\$1,726.00	19,379

**Energy credits (1):** Total credits calculated based on the amount of energy you export during the current bill period.  
**Energy charges (2):** If the total energy credits earned year-to-date do not cover the electricity used, the difference becomes a charge.  
**Year-to-date credits or charges (3) and (4):** Shows the total of all your monthly energy charges and/or credits for all months since your Settlement Period began.  
**Year-to-date kWh (5):** Shows the total of all your monthly kWh for all months since your Settlement Period began. If at the end of your Settlement Period, this is a negative amount of kWh, it will be used at that time to calculate the Net Surplus Compensation (NSC) value.

---

### Rate Identification Number - RIN



**USCA-SCSC-0600-0000**  
In the future, you might use the Rate Identification Number (RIN) to program smart devices like smart thermostats, EV chargers, or energy management systems once the manufacturer has enabled its use. Once these smart device features are available, simply scan the QR code using the smart device app for setup. To learn more, visit [sce.com/helpcenter/rin](http://sce.com/helpcenter/rin).

# UNDERSTANDING YOUR NET ENERGY METERING (NEM) 2.0 MONTHLY BILLING STATEMENT

## Glossary

### **Monthly Billing Option**

You pay set fees and net energy charges in full every month.

### **Annual Billing Option**

You pay set fees in full every month and all net energy charges at the end of your 12-month billing cycle.

### **Interconnection**

The connection of your solar generating system to the electric grid, allows electricity to flow in both directions: into your home or business when you need energy; and outward into the grid when your system produces more than you need. Your solar application is also called your Interconnection Agreement (IA).

### **Permission to Operate (PTO)**

Once your solar application has been completed and your installation has been inspected and approved, you receive Permission to Operate or PTO. This is the final step before you are enrolled in the Net Energy Metering (NEM) program, and it means you have been approved to turn on your system and officially begin generating your own energy.

### **Nonbypassable charges (NBCs)**

Set fees (including public programs and initiatives like the wildfire fund) that all SCE customers are responsible for. These charges cannot be offset by Energy Export Credits (EEC).

### **12-Month Billing Period**

Your first Relevant Period begins the day you receive your Permission to Operate (PTO) and renews every 365 days. Also referred to as the Relevant Period.

### **Net Surplus Compensation (NSC)**

The monetary payout eligible solar customers may receive for leftover surplus kWh of energy if their system produced more energy than used over the entire annual billing period.

### **Settlement Statement**

Whether you are on the monthly or annual billing option, you will receive a settlement statement at the end of your 12-month billing cycle. If you have surplus kWh at the end of your 12-month billing period you may be eligible for a payout, calculated at the Net Surplus Compensation (NSC) Rate.

### **Time-of-Use (TOU)**

Energy prices under TOU rate plans vary by time of day, day of week and season. TOU customers can benefit by shifting energy use to off-peak hours. NEM 2.0 customers must be on a TOU plan.

### **Set Fees**

These fees apply to all SCE customers to support maintenance, operations, and public programs, and are due monthly regardless of your energy use.