

Updated 3/31/09

Qualifying gas models must have a heavy-load cooking-energy efficiency $\geq 40\%$ per ASTM F1639. Qualifying electric models must have a heavy-load cooking-energy efficiency $\geq 60\%$ per ASTM F1639.

NOTE: Check your utility rebate application for terms and conditions, and effective program dates.

Company Name (Website)	Model Name	Model Number	Type*	Size	Fuel Type	Energy Efficiency (%)	Idle Energy Rate (kW)	Water Use (gph)	Rebate (per unit)
Alto-Shaam (www.alto-shaam.com)	Combitherm	6-10ES	Counter	Half	Electric	N/A			\$1,000
	Combitherm	7-14ES	Counter	Full	Electric	79%	2	17.8	
	Combitherm	10-10ES	Floor	Half	Electric	N/A			
	Combitherm	12-18ES	Floor	Full	Electric	N/A			
	Combitherm	10-20ES	Roll-In	Full	Electric	N/A			
	Combitherm	12-20ES	Roll-In	Full	Electric	N/A			
	Combitherm	20-20ES	Roll-In	Full	Electric	N/A			
BKI (www.bkideas.com)	-	1.06	Counter	Half	Electric	70%	2.00	0.5	\$1,000
	-	1.10	Floor	Half	Electric	73%	2.10	11.1	
	-	2.10	Roll-In	Half	Electric	N/A			
	-	2.14	Roll-In	Full	Electric	N/A			
Cadco (www.cadco-ltd.com)	-	CAPO-603	Counter	Full	Electric	70%	3.70	0.9	\$1,000
Cleveland (www.clevelandrange.com)	Convotherm	OEB-6.20	Counter	Full	Electric	69%	1.90	11.1	
	Convotherm	OEB-6.10	Counter	Half	Electric	N/A			
	Convotherm	OEB-12.20	Floor	Full	Electric	N/A			
	Convotherm	OEB-10.20	Floor	Full	Electric	N/A			
	Convotherm	OEB-10.10	Floor	Half	Electric	N/A			
	Convotherm	OEB-20.20	Roll-In	Full	Electric	N/A			
	Convotherm	OEB-20.10	Roll-In	Half	Electric	N/A			
	Convotherm	OES-6.20	Counter	Full	Electric	61%	2.90	4.9	
	Convotherm	OES-6.10	Counter	Half	Electric	N/A			
	Convotherm	OES-12.20	Floor	Full	Electric	N/A			
	Convotherm	OES-10.20	Floor	Full	Electric	N/A			
	Convotherm	OES-10.10	Floor	Half	Electric	64%	1.70	17.0	
	Convotherm	OES-20.20	Roll-In	Full	Electric	N/A			
Convotherm	OES-20.10	Roll-In	Half	Electric	N/A				
Eloma (www.eloma.com)	Genius	Genius 6-11	Counter	Half	Electric	74%	4.60	9.8	\$1,000
Henny Penny (www.hennypenny.com)	ClassicCombi	ECC-620	Counter	Full	Electric	N/A			
	ClassicCombi	ECC-615	Counter	Half	Electric	82%	3.10	2.1	
	ClassicCombi	ECC-120	Floor	Full	Electric	N/A			
	ClassicCombi	ECC-115	Floor	Half	Electric	N/A			
	ClassicCombi	ECC-220	Roll-In	Full	Electric	N/A			
	ClassicCombi	ECC-215	Roll-In	Half	Electric	N/A			
	SmartCombi	ESC-620	Counter	Full	Electric	N/A			
	SmartCombi	ESC-615	Counter	Half	Electric	66%	3.10	1.8	
	SmartCombi	ESC-120	Floor	Full	Electric	N/A			
	SmartCombi	ESC-115	Floor	Half	Electric	N/A			
	SmartCombi	ESC-220	Roll-In	Full	Electric	N/A			
SmartCombi	ESC-215	Roll-In	Half	Electric	N/A				

Note: Data based on applying ASTM F1639-revised July 2008

*Type based on ASTM Standard Specification F1495

N/A = Data Not Available

Updated 3/31/09

Qualifying gas models must have a heavy-load cooking-energy efficiency $\geq 40\%$ per ASTM F1639. Qualifying electric models must have a heavy-load cooking-energy efficiency $\geq 60\%$ per ASTM F1639.

NOTE: Check your utility rebate application for terms and conditions, and effective program dates.

Company Name (Website)	Model Name	Model Number	Type*	Size	Fuel Type	Energy Efficiency (%)	Idle Energy Rate (kW)	Water Use (gph)	Rebate (per unit)
Hobart (www.hobartcorp.com)	-	CE6HD	Counter	Half	Electric	69%	5.80	3.6	\$1,000
	-	CE10HD	Floor	Half	Electric	N/A			
	-	CE10FD	Floor	Full	Electric	N/A			
	-	CE20HD	Roll-In	Half	Electric	N/A			
	-	CE20FD	Roll-In	Full	Electric	N/A			
Rational (www.rationalusa.com)	SelfCooking Center	SCC 62E	Counter	Full	Electric	67%	N/A	11.7	
	SelfCooking Center	SCC 61E	Counter	Half	Electric	52%	N/A	11.7	
	SelfCooking Center	SCC 102E	Floor	Full	Electric	64%	N/A	11.7	
	SelfCooking Center	SCC 101E	Floor	Half	Electric	N/A			
	SelfCooking Center	SCC 202E	Roll-In	Full	Electric	N/A			
	SelfCooking Center	SCC 201E	Roll-In	Half	Electric	N/A			

Note: Data based on applying ASTM F1639-revised July 2008

*Type based on ASTM Standard Specification F1495

N/A = Data Not Available

Updated 4/21/2009

Qualifying gas models must have a heavy-load (potato) cooking-energy efficiency $\geq 40\%$ per ASTM F1496 Qualifying electric models must have a heavy-load (potato) cooking-energy efficiency $\geq 70\%$ per ASTM F1496.

NOTE: Check your utility rebate application for terms and conditions, and effective program dates.

Company Name (Website)	Model Name	Model Number	Size	Config.	Fuel Type	Energy Efficiency (%)	Idle Energy Rate (Btu/h)	Rebate (per oven)*
Belshaw (www.belshaw.com)	-	BX4	Half	Single	Electric	80.0%	1.20	\$350
Blodgett (www.blodgett.com)	-	Xcel Half-Size	Half	Single	Electric	74.3%	0.63	\$350
	Zephaire	Zephaire E	Full	Single	Electric	71.0%	1.57	\$350
	Zephaire	Zephaire E Double	Full	Double	Electric	71.0%	1.57	\$700
Duke Manufacturing (www.dukemfg.com)	613 Series	613E1V	Full	Single	Electric	71.4%	1.90	\$350
	613 Series	613E2V	Full	Double	Electric	71.0%	3.80	\$700
Hobart (www.hobartcorp.com)	-	HEC501	Full	Single	Electric	71.0%	1.90	\$350
	-	HEC504	Full	Single	Electric	N/A	N/A	\$350
	-	HEC502	Full	Double	Electric	71.0%	3.80	\$700
Lang (www.langworld.com)	ChefSeries	OCEFS_1 ECSF-ES1	Full	Single	Electric	76.2%	1.60	\$350
	ChefSeries	OCEFS_2 ECSF-ES2	Full	Double	Electric	76.0%	N/A	\$700
Moffat (www.moffat.com)	-	E32MS	Full	Single	Electric	79.8%	0.80	\$350
	-	E32MS/2	Full	Double	Electric	79.8%	0.80	\$700
Revent (www.revent.com)	DoSys	7801	Half	Single	Electric	80.0%	0.60	\$350
Vulcan (www.vulcanhart.com)	-	VC4E	Full	Single	Electric	71.0%	1.90	\$350
	-	VC44E	Full	Double	Electric	71.0%	3.80	\$700
Wolf (www.wolfrange.com)	-	WKED1	Full	Single	Electric	71.0%	1.90	\$350
	-	WKED2	Full	Double	Electric	N/A	3.80	\$700


Note: Data based on applying ASTM F-1496
N/A = Data Not Available

*Rebate amount is calculated per oven cavity.
Double-stacked ovens qualify for a double rebate.

Updated 3/20/2009

Qualifying electric models must meet ENERGY STAR® specification for energy efficiency or must have a heavy-load cooking-energy efficiency of ≥ 80% ASTM F1361.

NOTE: Check your utility rebate application for terms and conditions, and effective program dates.


 Company Name (Website)	Model Name	Model Number	Fuel Type	Energy Efficiency (%)	Idle Energy Rate (kW)	Production Capacity (lb/h)	Rebate (per vat)
Frymaster (www.frymaster.com)	LOV	BIELA*14	Electric	85.6	0.79	68	\$200
	-	BIRE*14	Electric	83.6	0.82	69	
	-	BK*14TC	Electric	87.2	0.77	N/A	
	-	BKFP*14TC	Electric	87.2	0.77	N/A	
	-	BK*17C	Electric	86.6	0.89	70	
	-	BKFP*17C	Electric	86.6	0.89	70	
	Protector™	FPEL*14	Electric	85.6	0.79	68	
	Protector™	FPEL*17	Electric	85.5	0.81	77	
	Protector™	FPEL*22	Electric	86.9	0.81	83	
	-	H*14	Electric	81.0	0.97	68	
	-	H*17TC	Electric	84.0	0.77	72	
	-	RE*14	Electric	83.6	0.82	69	
	-	RE*14TC	Electric	87.2	0.77	N/A	
	-	RE*17	Electric	86.6	0.89	70	
	-	RE*17TC	Electric	87.2	0.77	N/A	
	-	RE*22	Electric	83.7	0.86	76	
-	RE*22TC	Electric	87.2	0.77	N/A		
Henny Penny (www.hennypenny.com)	-	LVE	Electric	85.1	0.81	64	
	Evolution Elite	EEE	Electric	85.1	0.81	64	
	-	OEA-32* (14.4kW)	Electric	80.3	0.91	63	
	-	OEA-32* (22kW)	Electric	83.2	0.75	69	
	-	OFE-32* Split Vat	Electric	81.7	0.70	71	
	-	OFE-32* (14.4kW)	Electric	80.3	0.91	63	
-	OFE-32* (22kW)	Electric	83.2	0.75	69		
Hobart (www.hobartcorp.com)	-	HF50	Electric	85.3	0.63	72	
Motion Technology, Inc. (www.autofry.com)	AutoFry	MTI-40C	Electric	91.8	0.94	58	
	AutoFry	MTI-40E	Electric	91.8	0.94	58	
Pitco (www.pitco.com)	-	MEII	Electric	82.1	0.93	69	
	-	SE14 SEF14 SFSE14	Electric	84.5	0.99	N/A	
	-	SE148 SEF148 SFSE148					Electric
	-	SE148R SEF148R SFSE148R	Electric	83.9	0.89	N/A	

Note: Data based on applying ASTM F1361
 *denotes the number of fryers in a fryer battery
 N/A = Data Not Available

Updated 3/20/2009

Qualifying electric models must meet ENERGY STAR® specification for energy efficiency or must have a heavy-load cooking-energy efficiency of ≥ 80% ASTM F1361.

NOTE: Check your utility rebate application for terms and conditions, and effective program dates.

 Company Name (Website)	Model Name	Model Number	Fuel Type	Energy Efficiency (%)	Idle Energy Rate (Btu/h)	Production Capacity (lb/h)	\$200
Pitco (www.pitco.com)	-	SE148X SEF148X SFSE148X	Electric	81.5	0.99	N/A	
	-	SE14R SEF14R SFSE14R	Electric	84.3	0.81	N/A	
	-	SE14X SEF14X SFSE14X	Electric	86.0	0.89	N/A	
	-	BKSEH50SPC	Electric	82.1	0.93	69	
	-	SEH50	Electric	82.1	0.93	69	
Perfect Fry Company (www.perfectfry.com)	RapidFry	PFA7200	Electric	85.5	0.59	35	
	RapidFry	PFA5700	Electric	N/A			
	RapidFry	PFA5708	Electric	N/A			
	RapidFry	PFA3750	Electric	N/A			
	-	PFC1875	Electric	N/A			
	-	PFC3750	Electric	N/A			
	-	PFC5700	Electric	81.2	N/A	29	
Vulcan (www.vulcanhart.com)	-	ER50	Electric	85.3	0.63	72	
Ultrafryer Systems (www.ultrafryer.com)	-	F-E17-14	Electric	83.2	810	N/A	

Note: Data based on applying ASTM F1361
 *denotes the number of fryers in a fryer battery
 N/A = Data Not Available

Updated 3/20/2009

Qualifying gas models must have a heavy-load (French fry) cooking-energy efficiency $\geq 50\%$ per ASTM F2144. Qualifying electric models must have a heavy-load (French fry) cooking-energy efficiency $\geq 80\%$ per ASTM F2144.

NOTE: Check your utility rebate application for terms and conditions, and effective program dates.

Company Name (Website)	Model Name	Model Number	Vat Width (in.)	Fuel Type	Energy Efficiency (%)	Idle Energy Rate (kW)	Rebate (per vat)
Giles Enterprises, Inc. (www.gilesent.com)	-	EOF-10	20	Electric	81.6	1.12	\$200
	-	EOF-24	24	Electric	82.7	0.95	
Henny Penny (www.hennypenny.com)	-	OFE-34*	18	Electric	86.1	1.08	
	-	OEA-34*	18	Electric	N/A	N/A	
Ultrafryer Systems (www.ultrafryer.com)	-	E-20-18	18	Electric	83.2	1.08	

Note: Data based on applying ASTM F2144

N/A = Data Not Available

* denotes the number of frypots in a fryer battery

Updated 4/21/09

Products on this list qualify for purchases from the date they are added until the date they are removed.
 Review program application for complete list of program qualifications, terms , conditions and effective dates.

Company Name (Website)	Brand Name	Model Number	Style Type	Total Volume (ft ³)	Energy Use (kWh)	Rebate (per unit)
Avanti Products (www.avantiproducs.com)	Avanti	BCA 5102 SS	Reach-in	5.2	0.55	\$75
	Avanti	BCAD 680	Reach-in	14.3	2.38	\$75
Beverage Air (www.beverage-air.com)	Beverage-Air	BB68G	Reach-in	28.3	4.01	\$100
	Beverage-Air	CT96	Reach-in	5.8	2.87	\$75
	Beverage-Air	ER24-5AG (208V only)	Reach-in	22	3.5	\$100
	Beverage-Air	ER34-5AG (208V only)	Reach-in	29.8	4.11	\$100
	Beverage-Air	ER48-5AG (208V only)	Reach-in	46.7	4.65	\$125
	Beverage-Air	UC85-1	Reach-in	2.4	0.98	\$75
	Beverage-Air	UCR48A-25	Undercounter	11.8	3.27	\$75
Carrier Commercial Refrigeration (www.ccr.carrier.com)	Beverage-Air	MC260-1-C	Reach-in	8.55	3.01	\$75
	Beverage-Air	MC300-1-C	Reach-in	10.52	3.07	\$75
	Carrier	MC260-1-C	Reach-in	8.55	3.01	\$75
	Carrier	MC300-1-C	Reach-in	10.52	3.07	\$75
Delfield (www.delfield.com)	Delfield	6025XL-G	Reach-in	20.0	3.70	\$100
	Delfield	6025XL-GH	Reach-in	20	3.7	\$100
	Delfield	6051XL-G	Reach-in	43.5	5.59	\$125
	Delfield	6051XL-GH	Reach-in	43.5	5.59	\$125
	Delfield	MRPT1-G	Pass-Through	26.64	4.58	\$100
	Delfield	MRPT1-GH	Pass-Through	26.64	4.58	\$100
	Delfield	MRPT1-GHSH	Pass-Through	26.64	4.58	\$100
	Delfield	MRPT1-GS	Pass-Through	26.64	4.58	\$100
	Delfield	MRR1-G	Reach-in	24.96	3.8	\$100
	Delfield	MRR1-GH	Reach-in	24.96	3.8	\$100
	Delfield	MRR1N-G	Reach-in	20.97	4.04	\$100
	Delfield	MRR1N-GH	Reach-in	20.97	4.04	\$100
	Delfield	MRR1S-G	Reach-in	18.25	3.55	\$75
	Delfield	MRR1S-GH	Reach-in	18.25	3.55	\$75
	Delfield	MRR2-G	Reach-in	51.92	6.67	\$125
	Delfield	MRR2-GH	Reach-in	51.92	6.67	\$125
	Delfield	MRR2S-G	Reach-in	37.96	5.24	\$125
	Delfield	MRR2S-GH	Reach-in	37.96	5.24	\$125
	Delfield	SAR1-G	Reach-in	24.96	3.8	\$100
	Delfield	SAR1-GH	Reach-in	24.96	3.8	\$100
	Delfield	SAR1N-G	Reach-in	20.97	4.04	\$100
	Delfield	SAR1N-GH	Reach-in	20.97	4.04	\$100
	Delfield	SAR1S-G	Reach-in	18.25	3.55	\$75
	Delfield	SAR1S-GH	Reach-in	18.25	3.55	\$75
Delfield	SAR2-G	Reach-in	51.92	6.67	\$125	

Updated 4/21/09

Products on this list qualify for purchases from the date they are added until the date they are removed.
 Review program application for complete list of program qualifications, terms , conditions and effective dates.

Company Name (Website)	Brand Name	Model Number	Style Type	Total Volume (ft ³)	Energy Use (kWh)	Rebate (per unit)
Delfield (www.delfield.com)	Delfield	SAR2-GH	Reach-in	51.92	6.67	\$125
	Delfield	SAR2S-G	Reach-in	37.96	5.24	\$125
	Delfield	SAR2S-GH	Reach-in	37.96	5.24	\$125
	Delfield	SAR3-G	Reach-in	78.89	8.9	\$150
	Delfield	SAR3-GH	Reach-in	78.89	8.9	\$150
	Delfield	SARPT1-G	Pass-Through	26.64	4.58	\$100
	Delfield	SARPT1-GH	Pass-Through	26.64	4.58	\$100
	Delfield	SARPT1-GHSH	Pass-Through	26.64	4.58	\$100
	Delfield	SARPT1-GS	Pass-Through	26.64	4.58	\$100
	Delfield	SARRI1-G	Roll-In	36.15	5.46	\$125
	Delfield	SMR1-G	Reach-in	24.96	3.8	\$100
	Delfield	SMR1-GH	Reach-in	24.96	3.8	\$100
	Delfield	SMR1N-G	Reach-in	20.97	4.04	\$100
	Delfield	SMR1N-GH	Reach-in	20.97	4.04	\$100
	Delfield	SMR1S-G	Reach-in	18.25	3.55	\$75
	Delfield	SMR1S-GH	Reach-in	18.25	3.55	\$75
	Delfield	SMR2-G	Reach-in	51.92	6.68	\$125
	Delfield	SMR2-GH	Reach-in	51.92	6.68	\$125
	Delfield	SMR2N-G	Reach-in	43.94	5.95	\$125
	Delfield	SMR2N-GH	Reach-in	43.94	5.95	\$125
	Delfield	SMR2S-G	Reach-in	37.96	5.24	\$125
	Delfield	SMR2S-GH	Reach-in	37.96	5.24	\$125
	Delfield	SMR3-G	Reach-in	78.89	8.9	\$150
	Delfield	SMR3-GH	Reach-in	78.89	8.9	\$150
	Delfield	SMRRI1-G	Roll-In	36.15	5.46	\$125
	Delfield	SSR1-G	Reach-in	24.96	3.8	\$100
	Delfield	SSR1-GH	Reach-in	24.96	3.8	\$100
	Delfield	SSR1N-G	Reach-in	20.97	4.04	\$100
	Delfield	SSR1N-GH	Reach-in	20.97	4.04	\$100
	Delfield	SSR1S-G	Reach-in	18.25	3.55	\$75
	Delfield	SSR1S-GH	Reach-in	18.25	3.55	\$75
	Delfield	SSR2-G	Reach-in	51.92	6.67	\$125
	Delfield	SSR2-GH	Reach-in	51.92	6.67	\$125
	Delfield	SSR2S-G	Reach-in	37.96	5.24	\$125
Delfield	SSR2S-GH	Reach-in	37.96	5.24	\$125	
Delfield	SSR3-G	Reach-in	78.89	8.9	\$150	
Delfield	SSR3-GH	Reach-in	78.89	8.9	\$150	
Delfield	SSRPT1-G	Pass-Through	26.64	4.58	\$100	
Delfield	SSRPT1-GH	Pass-Through	26.64	4.58	\$100	
Delfield	SSRPT1-GHSH	Pass-Through	26.64	4.58	\$100	
Delfield	SSRPT1-GS	Pass-Through	26.64	4.58	\$100	
Delfield	SSRRI1-G	Roll-In	36.15	5.46	\$125	
Electrolux Home Products (professional.electroluxusa.com)	Frigidaire	FCGM20	Reach-in	21.9	2.7	\$100
	Kelvinator	KGM22	Reach-in	21.9	2.7	\$100

Updated 4/21/09

Products on this list qualify for purchases from the date they are added until the date they are removed.
 Review program application for complete list of program qualifications, terms , conditions and effective dates.

Company Name (Website)	Brand Name	Model Number	Style Type	Total Volume (ft ³)	Energy Use (kWh)	Rebate (per unit)
Fogel de Centroamerica, S.A.	Fogel	DECK-10	Reach-in	8.12	2.99	\$75
	Fogel	VR-10-BEV	Reach-in	8.48	2.19	\$75
	Fogel	VR-12-BEV	Reach-in	10.38	2.1	\$75
	Fogel	VR-17-RE	Reach-in	15.46	3.4	\$75
Husmann Corp. (www.husmann.com)	Husmann	MAXI-185	Reach-in	4.6	2.38	\$75
McCall Refrigeration (www.mccallrefrigeration.com)	Koolaire	MK-26GD	Reach-in	19.64	3.03	\$100
Mimet, Ltd. (www.mimetus.com)	Mimet	VV-2N	Milk or Beverage	1.44	1.62	\$75
Perlick Corporation (www.perlick.com)	Perlick	BS32	Reach-in	7.0	1.97	\$75
	Perlick	CS32	Reach-in	7.0	1.97	\$75
	Perlick	NS52	Reach-in	12.0	3.27	\$75
	Perlick	R24	Reach-in	4.7	1.12	\$75
QBD Cooling Systems, Inc. (www.qbd.com)	QBD	CD10-H	Reach-in	9.22	2.19	\$75
	QBD	CD10-L1	Reach-in	9.22	2.85	\$75
	QBD	CD12-H	Reach-in	11.27	2.19	\$75
	QBD	CD-12-L1	Reach-in	11.27	3.33	\$75
	QBD	CD14-H	Reach-in	14.33	2.82	\$75
	QBD	CD26-L1T5	Reach-in	23.13	4.15	\$100
	QBD	CD4148-S	Reach-in	14.64	2.48	\$75
	QBD	CD4154SL	Reach-in	14.31	2.9	\$75
	QBD	CD4156SL	Reach-in	15.09	3.05	\$75
	QBD	CD4160SL	Reach-in	16.54	3.05	\$75
	QBD	CD47HB	Reach-in	39.98	5.74	\$125
	QBD	DC10HB	Milk or Beverage	10.64	3.25	\$75
	QBD	DC10PT	Pass-Through	10.03	3.16	\$75
	QBD	DC12HB	Milk or Beverage	11.86	3.25	\$75
	QBD	DC3H	Milk or Beverage	2.38	1.88	\$75
	QBD	DC6H	Milk or Beverage	4.8	2.54	\$75
QBD	DC7H	Milk or Beverage	6.27	2.53	\$75	
QBD	SL10H	Reach-in	6.63	1.77	\$75	
Qingdao Dellware Electrical Appliance Co. (http://www.dellware.cn/en/index.asp)	Innovative Display Works	G-60	Milk or Beverage	4.9	2.5	\$75
Stevens-Lee Co. (www.silverking.com)	Silver King	SKMB	Milk or Beverage	1.6	2.2	\$75
True Foodservice Equipment, Inc. (www.truemfg.com)	TRUE	GDM-10	Reach-in	8.1	2.93	\$75
	TRUE	GDM-10RF	Reach-in	8.1	2.93	\$75
	TRUE	GDM-12	Reach-in	10.1	3.17	\$75
	TRUE	GDM-12FC	Reach-in	10.1	3.17	\$75

Updated 4/21/09

Products on this list qualify for purchases from the date they are added until the date they are removed.
Review program application for complete list of program qualifications, terms , conditions and effective dates.

Company Name (Website)	Brand Name	Model Number	Style Type	Total Volume (ft ³)	Energy Use (kWh)	Rebate (per unit)
True Foodservice Equipment, Inc. (www.truemfg.com)	TRUE	GDM-12RF	Reach-in	10.1	3.17	\$75
	TRUE	GDM-14RF	Reach-in	16.6	3.73	\$75
	TRUE	GDM-23	Reach-in	22	4.04	\$100
	TRUE	GDM-23RF	Reach-in	22	4.04	\$100
	TRUE	GDM-23W	Reach-in	22	4.04	\$100
	TRUE	GDM-26	Reach-in	23	4.33	\$100
	TRUE	GDM-35	Reach-in	34.3	5.23	\$125
	TRUE	GDM-43	Reach-in	37.3	5.3	\$125
	TRUE	GDM-49	Reach-in	45.2	5.96	\$125
	TRUE	GDM-7	Reach-in	6.48	2.38	\$75
	TRUE	TCM-84	Reach-in	5.3	1.74	\$75
	TRUE	TUC-27G	Reach-in	6.6	2.78	\$75
	TRUE	TUC-48G	Reach-in	12.31	3.27	\$75
TRUE	TWT-27G	Reach-in	6.6	2.78	\$75	
TRUE	TWT-48G	Reach-in	12.31	3.27	\$75	
Turbo Air (www.turboairinc.com)	Turbo Air	TGM-5R	Reach-in	4.7	1.55	\$75
	Turbo Air	TGM-11R	Reach-in	10	2.52	\$75
	Turbo Air	TGM-22R	Reach-in	20.3	3.52	\$100
	Turbo Air	TGM-48R	Reach-in	44	6.05	\$125
Vendo de México S.A. de C.V. (http://www.vendodemexico.com.mx/)	Vendo de México S.A. de C.V.	VR10 C BMAD	Reach-in	8.72	1.85	\$75
Victory Refrigeration, Inc. (www.victory-refrig.com)	Victory	RA-2D-S7-EWPT-GD	Pass-Through	56.3	6.93	\$125
	Victory	RA-2D-S7-GD	Reach-in	46.5	6.12	\$125
	Victory	RA-3D-S7-GD	Reach-in	70.1	6.11	\$150
	Victory	RS-2D-S7-EWPT-GD	Pass-Through	56.3	6.93	\$125
	Victory	RS-2D-S7-GD	Reach-in	46.5	6.12	\$125
	Victory	RS-3D-S7-GD	Reach-in	70.1	6.11	\$150
	Victory	RSA-2D-S7-EWPT-	Pass-Through	56.3	6.93	\$125
	Victory	RSA-2D-S7-GD	Reach-in	46.5	6.12	\$125
Victory	RSA-3D-S7-GD	Reach-in	70.1	6.11	\$150	

Updated 3/20/09

Qualifying gas models must have a heavy-load cooking-energy efficiency $\geq 38\%$ per ASTM F1275. Qualifying electric models must have a heavy-load cooking-energy efficiency $\geq 70\%$ per ASTM F1275.

NOTE: Check your utility rebate application for terms and conditions, and effective program dates.

Company Name (Website)	Brand Name	Model Name	Model Number (all sizes)	Fuel Type	Energy Efficiency (%)	Idle Energy Rate (W/ft ²)	Rebate (per unit)
AccuTemp (www.accutemp.net)	AccuTemp	Accu-Steam	EG	Electric	72.7	337	\$300
Imperial (www.imperialrange.com)	Imperial	-	ITG-**-E	Electric	77.0	210	
Keating (www.keatingofchicago.com)	Keating	Miraclean	Miraclean	Electric	70.0	298	
Vulcan (www.vulcanhart.com)	Vulcan	Rapid Recovery	RRE	Electric	76.0	415	
Wells (www.wellsbloomfield.com)	Wells	-	G**	Electric	75.2	242	


Note: Data based on applying ASTM F1275

N/A = Data Not Available

* idle rate and production capacity normalized per square foot of cooking surface


Updated 4/21/09

NOTE: This list of qualifying commercial ice machines and rebate values is valid as of 1/1/08. Review program application for complete list of program qualifications, terms, conditions and effective dates.

 Company Name (Website)	Machine Type	Model Number	Condenser	Ice Harvest Rate (lbs/day)	Potable Water Use Rate (gal/100lbs)	Energy Use Rate (kWh/100lb)	Rebate (per unit)
Cornelius (www.cornelius.com)	IMH-A	XAC322	----	269	16.7	7.00	\$50
	IMH-A	XAC330	----	269	16.7	7.00	\$50
	IMH-A	CCM0430AF1	----	368	24.4	6.10	\$75
	IMH-A	CCM0430AH1	----	368	24.4	6.10	\$75
	IMH-A	CCM0522AF1	----	370	23.1	5.90	\$75
	IMH-A	CCM0522AH1	----	370	23.1	5.90	\$75
	IMH-A	CCM1448AF3	----	1131	19.6	5.00	\$200
	IMH-A	CCM1448AH3	----	1131	19.6	5.00	\$200
	RCU-A	CCM1530RF2	VRC 2661	1216	19.5	4.60	\$200
	RCU-A	CCM1530RH2	VRC 2661	1216	19.5	4.60	\$200
	SC-A	CCU0150AF1	----	112	34	11.80	\$50
	SC-A	CCU0150AH1	----	112	34	11.80	\$50
	SC-A	CCU0220AF1	----	175	30.3	8.80	\$50
	SC-A	CCU0220AH1	----	175	30.3	8.80	\$50
	SC-A	CCU0300AF1	----	228	32.9	8.60	\$50
SC-A	CCU0300AH1	----	228	32.9	8.60	\$50	
Follett (www.follettice.com)	IMH-A	HCC1400A	----	1060	13.2	5.10	\$200
	IMH-A	HMC1400A	----	1060	13.2	5.10	\$200
	RCU-A	HCD1400N	178640	1120	13.2	4.80	\$200
	RCU-A	HCD1400R	178640	1120	13.2	4.80	\$200
	RCU-A	HMD1400N	178640	1120	13.2	4.80	\$200
	RCU-A	HMD1400R	178640	1120	13.2	4.80	\$200
Hoshizaki (www.hoshizakiamerica.com)	IMH-A	DCM-270BAH	----	215	12	7.60	\$50
	IMH-A	DCM-270BAH-OS	----	220	12	7.30	\$50
	IMH-A	KM-320MAH	----	278	18.4	6.90	\$50
	IMH-A	F-500BAF-C	----	333	12	6.50	\$75
	IMH-A	F-450MAH	----	355	12	6.20	\$75
	IMH-A	KM-600MAH	----	503	19.7	5.66	\$125
	IMH-A	KM-1300SAH3	----	1132	23.6	4.90	\$200
	IMH-A	KM-1800SAH3	----	1532	21.1	4.60	\$250
	RCU-A	KM-515MRH	URC-5F	452	20.8	5.80	\$75
	RCU-A	KML-631MRH	URC-9F	589	24	5.30	\$125
	RCU-A	F-1001MRH-C	URC-6F	695	12	5.50	\$125
	RCU-A	KMD-850MRH	URC-9F	698	19.5	5.40	\$125
	RCU-A	KMS-750MLH	SRK-7H	700	15.6	5.60	\$125
	RCU-A	KMD-901MRH	URC-9F	775	20	5.30	\$125
	RCU-A	KM-1340MRH	URC-14F	1251	18.3	4.50	\$200
	RCU-A	KM-1300SRH3	URC-12F	1266	19.8	4.40	\$200
	RCU-A	KM-1601MRH3	URC-21F	1392	19.2	4.60	\$200
	RCU-A	KM-1601MRH	URC-21F	1422	18.5	4.50	\$200
	RCU-A	F-2000MRH-C	URC-20F	1490	12	4.60	\$200
	RCU-A	KM-1601SRH	URC-21F	1505	24.9	4.30	\$250
RCU-A	F-2000MRH3-C	URC-20F	1525	12	4.60	\$250	
RCU-A	KM-2000SRH3	URC-20F	1748	20	4.40	\$250	


Updated 4/21/09

NOTE: This list of qualifying commercial ice machines and rebate values is valid as of 1/1/08. Review program application for complete list of program qualifications, terms, conditions and effective dates.

 Company Name (Website)	Machine Type	Model Number	Condenser	Ice Harvest Rate (lbs/day)	Potable Water Use Rate (gal/100lbs)	Energy Use Rate (kWh/100lb)	Rebate (per unit)
ICE-O-Matic (www.iceomatic.com)	IMH-A	ICE0400FT	----	357	25	6.30	\$75
	IMH-A	ICE0400HT	----	357	25	6.30	\$75
	IMH-A	ICE0400FA	----	368	24.4	6.10	\$75
	IMH-A	ICE0400HA	----	368	24.4	6.30	\$75
	IMH-A	ICE0520FA	----	370	23.1	5.90	\$75
	IMH-A	ICE0520HA	----	370	23.1	5.90	\$75
	IMH-A	ICE1407FA	----	1131	19.6	5.00	\$200
	IMH-A	ICE1407HA	----	1131	19.6	5.00	\$200
	IMH-A	ICE1406FA3	----	1136	19.94	5.06	\$200
	IMH-A	ICE1406HA3	----	1136	19.94	5.06	\$200
	RCU-A	ICE806FR4	VRC2061	790	22.11	5.02	\$125
	RCU-A	ICE806HR4	VRC2061	790	22.11	5.02	\$125
	RCU-A	ICE1007FR4	VRC2061	810	20.2	5.14	\$125
	RCU-A	ICE1007HR4	VRC2061	810	20.2	5.14	\$125
	RCU-A	ICE1506FR	VRC2661	1216	19.5	4.60	\$200
	RCU-A	ICE1506HR	VRC2661	1216	19.5	4.60	\$200
	SC-A	ICEU150FA	----	112	34	11.80	\$50
	SC-A	ICEU150HA	----	112	34	11.80	\$50
	SC-A	ICEU220FA	----	175	30.3	8.80	\$50
	SC-A	ICEU220HA	----	175	30.36	8.80	\$50
SC-A	ICEU300FA	----	228	32.9	8.60	\$50	
SC-A	ICEU300HA	----	228	32.9	8.60	\$50	
Manitowoc (www.manitowocfsg.com)	IMH-A	SD-0322A	----	250	18	6.90	\$50
	IMH-A	SY-0324A	----	250	18	5.90	\$50
	IMH-A	SY-0424A	----	355	18	6.50	\$75
	IMH-A	SY-0454A	----	365	18	6.30	\$75
	IMH-A	SD-0602A	----	540	20	5.60	\$125
	IMH-A	SY-0604A	----	540	20	5.60	\$125
	IMH-A	SN-650N	----	581	12	5.50	\$125
	IMH-A	SY-0854A	----	725	18	5.30	\$125
	RCU-A	SD-0692N	JC-0895	570	20	5.90	\$125
	RCU-A	SY-0694N	JC-0895	570	20	5.90	\$125
	RCU-A	SD-0892N3	JC-0895	645	18	5.70	\$125
	RCU-A	IB-0824YC	CVD-0885	690	18	5.60	\$125
	RCU-A	IB-0824YC	CVD-0883	690	18	5.60	\$125
	RCU-A	SY-0874C	CVD-0885	705	18	5.50	\$125
	RCU-A	SY-0874C	CVD-08853	705	18	5.50	\$125
	RCU-A	SY-0894N	JC-0895	750	18	5.30	\$125
	RCU-A	SY-0894N3	JC-0895	750	18	5.20	\$125
	RCU-A	SD-1072C	CVD-1085	800	19	5.10	\$125
	RCU-A	SD-1072C	CVD-10853	800	19	5.10	\$125
	RCU-A	SY-1074C	CVD-1085	850	18	5.00	\$125
RCU-A	SY-1074C	CVD-10853	850	18	5.00	\$125	
RCU-A	SD-3072C	CVD-30853	2350	19.7	4.64	\$250	

Updated 4/21/09

NOTE: This list of qualifying commercial ice machines and rebate values is valid as of 1/1/08. Review program application for complete list of program qualifications, terms, conditions and effective dates.

 Company Name (Website)	Machine Type	Model Number	Condenser	Ice Harvest Rate (lbs/day)	Potable Water Use Rate (gal/100lbs)	Energy Use Rate (kWh/100lb)	Rebate (per unit)
Manitowoc (www.manitowocfsg.com)	SC-A	QD-0212A	----	155	33.5	9.90	\$50
	SC-A	QY-0214A	----	155	33.5	9.90	\$50
	SC-A	QD-0272A	----	215	32.4	9.00	\$50
	SC-A	QY-0274A	----	215	32.4	9.00	\$50
Scotsman (www.scotsman-ice.com)	IMH-A	C0830MA-3#	----	724	21.6	5.34	\$125
	IMH-A	C0830MA-32#	----	724	21.6	5.34	\$125
	IMH-A	C0830SA-3#	----	724	19.3	4.90	\$125
	IMH-A	C0830SA-32#	----	724	19.3	4.90	\$125
	RCU-A	C0530MR-1#	ERC111-1#	460	18.2	6.30	\$75
	RCU-A	C0530SR-1#	ERC111-1#	460	18.2	6.30	\$75
	RCU-A	C0630MR-32#	ERC311-32#	616	18.7	5.80	\$125
	RCU-A	C0630SR-32#	ERC311-32#	616	18.7	5.80	\$125
	RCU-A	FME 804RS	ERC101-1A	625	12	5.70	\$125
	RCU-A	EH222ML-1	C0800CP-32#, 3# ERC680-32#	700	18	5.50	\$125
	RCU-A	EH222SL-1	C0800CP-32#, 3# ERC680-32#	700	18	5.50	\$125
	RCU-A	C1030MR-3#,	ERC311-32#	851	18.2	5.00	\$125
	RCU-A	C1030MR-32#,	ERC311-32#	851	18.2	5.00	\$125
	RCU-A	C1030SR-3#,	ERC311-32#	851	18.2	5.00	\$125
	RCU-A	C1030SR-32#,	ERC311-32#	851	18.2	5.00	\$125
	RCU-A	EH430ML-1#	C1410CP-32#,3# ERC1086-32#	1200	18.5	4.70	\$200
	RCU-A	EH430SL-1#	C1410CP-32#,3# ERC1086-32#	1200	18.5	4.70	\$200
	RCU-A	EH330SL-1#	C1200CP-3#, ERC1086-32#	1230	17.4	4.80	\$200
	RCU-A	EH330SL-1#	C1200CP-32#, ERC1086-32#	1230	17.4	4.80	\$200
	RCU-A	EH430ML-1#	C1800CP-32#,3# ERC2086-32#	1567	17.6	4.60	\$250
	RCU-A	EH430SL-1#	C1410CP-32#,3#, ERC1086-32#	1567	17.6	4.60	\$250
	RCU-A	EH430SL-1#	C1800CP-32#,3# ERC2086-32#	1567	17.6	4.60	\$250
	SC-A	CU1526MA-1#	----	110	18	11.50	\$50
	SC-A	CU1526SA-1#	----	110	18	11.50	\$50
SC-A	CU2026MA-1#	----	155	18	9.70	\$50	
SC-A	CU2026SA-1#	----	155	18	9.70	\$50	
SC-A	CU2026MA-32#	----	155	18	9.70	\$50	
SC-A	CU2026SA-32#	----	155	18	9.70	\$50	
SC-A	CU3030MA-1#	----	217	18	8.50	\$50	
SC-A	CU3030SA-1#	----	217	18	8.50	\$50	
SC-A	CU3030MA-32#	----	217	18	8.50	\$50	
SC-A	CU3030SA-32#	----	217	18	8.50	\$50	

Updated 4/27/09

NOTE: This list of qualifying commercial ice machines and rebate values is valid as of 1/1/08. Review program application for complete list of program qualifications, terms, conditions and effective dates.

Company Name (Website)	Machine Type	Model Number	Condenser	Ice Harvest Rate (lbs/day)	Potable Water Use Rate (gal/100lbs)	Energy Use Rate (kWh/100lb)	Rebate (per unit)
Follett (www.follettice.com)	IMH-A	12CI400A	----	280	12.6	5.70	\$100
	IMH-A	12HI400A	----	280	12.6	5.70	\$100
	IMH-A	D400A	----	314	12.6	5.70	\$150
	IMH-A	MCD400A	----	314	12.6	5.70	\$150
	IMH-A	MFD400A	----	314	12.6	5.70	\$150
	IMH-A	R400A	----	314	12.6	5.70	\$150
	IMH-A	25CI400A	----	300	12.6	5.70	\$100
	IMH-A	25HI400A	----	300	12.6	5.70	\$100
	IMH-A	50CI400A	----	300	12.6	5.70	\$100
	IMH-A	50HI400A	----	300	12.6	5.70	\$100
	IMH-A	110CR400A	----	323	12.6	5.70	\$150
	IMH-A	110CT400A	----	323	12.6	5.70	\$150
	IMH-A	110FB400A	----	323	12.6	5.70	\$150
	IMH-A	25CR400A	----	323	12.6	5.70	\$150
	IMH-A	25CT400A	----	323	12.6	5.70	\$150
	IMH-A	25FB400A	----	323	12.6	5.70	\$150
	IMH-A	25HR400A	----	323	12.6	5.70	\$150
	IMH-A	25HT400A	----	323	12.6	5.70	\$150
	IMH-A	50CR400A	----	323	12.6	5.70	\$150
	IMH-A	50CT400A	----	323	12.6	5.70	\$150
	IMH-A	50HB400A	----	323	12.6	5.70	\$150
	IMH-A	50HR400A	----	323	12.6	5.70	\$150
	IMH-A	50HT400A	----	323	12.6	5.70	\$150
	IMH-A	HCC1000A	----	830	13.6	5.10	\$250
	IMH-A	HMC1000A	----	830	13.6	5.10	\$250
	RCU-A	HCD1000N	168504	765	13.6	5.10	\$250
RCU-A	HCD1000R	168504	765	13.6	5.10	\$250	
RCU-A	HMD1000N	178640	765	13.6	5.10	\$250	
RCU-A	HMD1000R	178640	765	13.6	5.10	\$250	
Hoshizaki (www.hoshizakiamerica.com)	IMH-A	F-801MAH-C	----	552	12	5.10	\$250
	IMH-A	F-801MAH	----	599	12	4.50	\$250
	IMH-A	F-1500MAH-C	----	990	12	4.50	\$250
	IMH-A	KM-1301SAH3	----	1159	15.6	4.60	\$400
	IMH-A	KM-1301SAH	----	1164	15.7	4.50	\$400
	IMH-A	KM-1340MAH	----	1167	18.3	4.70	\$400
	IMH-A	F-1500MAH	----	1170	12	3.80	\$400
	IMH-A	KM-1900SAH3	----	1530	17	4.1	\$500
	IMH-A	KM-1900SAH	----	1560	18.8	4.10	\$500
	RCU-A	KM-461MRH	URC-5F	396	18	6.00	\$150
	RCU-A	KM-650MRH	URC-5F	554	20	5.40	\$250
	RCU-A	F-1001MRH-C	URC-6F	695	12	4.90	\$250
	RCU-A	F-1001MLH-C	----	705	12	1.13	\$250
	RCU-A	F-1001MRH	URC-6F	745	12	4.90	\$250
	RCU-A	F-1500MRH-C	URC-12F	1120	12	4.18	\$400
	RCU-A	KM-1301SRH3	URC-14F	1197	16	4.30	\$400
	RCU-A	KM-1301SRH	URC-14F	1222	16.6	4.10	\$400
RCU-A	F-1500MRH	URC-12F	1300	12	3.72	\$400	

Updated 4/27/09

NOTE: This list of qualifying commercial ice machines and rebate values is valid as of 1/1/08. Review program application for complete list of program qualifications, terms, conditions and effective dates.

Company Name (Website)	Machine Type	Model Number	Condenser	Ice Harvest Rate (lbs/day)	Potable Water Use Rate (gal/100lbs)	Energy Use Rate (kWh/100lb)	Rebate (per unit)
Hoshizaki (www.hoshizakiamerica.com)	RCU-A	KM-1900SRH	URC-21F	1616	20	3.90	\$500
	RCU-A	KM-1900SRH3	URC-21F	1660	20	4.10	\$500
	RCU-A	F-2000MRH	URC-20F	1675	12	4.00	\$500
	RCU-A	F-2000MRH3	URC-20F	1695	12	4.10	\$500
	SC-A	KM-101BAH	----	88	23	9.40	\$100
	SC-A	KM-201BAH	----	165	22	7.50	\$100
	SC-A	KM-151BAH	----	121	17.8	8.40	\$100
	SC-A	KM-260BAH	----	208	20.1	7.10	\$100
	SC-A	DCM270BAH	----	215	12	7.60	\$100
	SC-A	DCM270BAH-OS	----	220	12	7.30	\$100
	SC-A	F-300BAF	----	232	12	6.70	\$100
	SC-A	F-330BAH	----	250	12	5.80	\$100
	SC-A	DT-400BAH-OS	----	296	12	7.60	\$100
	SC-A	F-330BAH-C	----	330	12	6.70	\$150
	SC-A	F-500BAF	----	359	12	6.00	\$150
	SC-A	DCM500BAF	----	385	12	6.60	\$150
	SC-A	DCM-500BAH-OS	----	385	12	6.60	\$150
	SC-A	DKM-500BAH	----	406	16.3	6.80	\$150
SC-A	DCM-750BAH	----	567	12	6.30	\$250	
SC-A	DCM-750BAH-OS	----	567	12	6.30	\$250	
Howe Corporation (www.howecorp.com)	RCU-A	1000-RLH	1000-RHS	1070	12	2.50	\$400
	RCU-A	2000-RLH	2000-RHS	2000	12	3.10	\$500
ICE-O-Matic (www.iceomatic.com)	IMH-A	EMF450AS	----	420	12	4.90	\$150
	IMH-A	GEM0650A	----	520	12	5.30	\$250
	IMH-A	EMF800AS	----	628	12	4.40	\$250
	IMH-A	GEM0956A	----	780	12	3.90	\$250
	IMH-A	EMF1106AS	----	876	12	3.70	\$250
	IMH-A	GEM1256A	----	945	12	3.70	\$250
	IMH-A	EMF2306AS	----	1836	12	3.00	\$500
	RCU-A	GEM0956R	GRC1061	830	12	4.10	\$250
	RCU-A	EMF1106R	VRC1061B	940	12	3.90	\$250
	RCU-A	GEM1256R	GRC2061	1005	12	3.60	\$400
	RCU-A	EMF2306R	VRC2061B	1868	12	2.80	\$500
	SC-A	EF250A32S	----	319	12	5.60	\$150
	SC-A	EF250A38S	----	319	12	5.60	\$150
	SC-A	EF450A32S	----	360	12	5.80	\$150
	SC-A	EF450A38S	----	360	12	5.80	\$150
	SC-A	EF450A48S	----	360	12	5.80	\$150
	SC-A	EF800A38S	----	616	12	4.60	\$250
SC-A	EF800A48S	----	616	12	4.60	\$250	
Manitowoc (www.manitowocfsg.com)	IMH-A	SD-0322A	----	250	18	6.90	\$100
	IMH-A	SY-0324A	----	250	18	6.90	\$100
	IMH-A	SF-0406A	----	331	12	6.00	\$150
	IMH-A	SN-450A	----	361	12	6.03	\$150
	IMH-A	SD-0502A	----	420	18	5.50	\$150
	IMH-A	SY-0504A	----	440	18	5.40	\$150

Updated 4/27/09

NOTE: This list of qualifying commercial ice machines and rebate values is valid as of 1/1/08. Review program application for complete list of program qualifications, terms, conditions and effective dates.

Company Name (Website)	Machine Type	Model Number	Condenser	Ice Harvest Rate (lbs/day)	Potable Water Use Rate (gal/100lbs)	Energy Use Rate (kWh/100lb)	Rebate (per unit)
Manitowoc (www.manitowocfsg.com)	IMH-A	SN-650A	----	564	12	5.07	\$250
	IMH-A	SY-0854A3	----	725	18	5.20	\$250
	IMH-A	QF-0806A	----	740	12	4.90	\$250
	IMH-A	SF-0906A	----	744	12	4.00	\$250
	IMH-A	SF-0906A3	----	744	12	4.00	\$250
	IMH-A	SN-958A	----	763	12	4.00	\$250
	IMH-A	SN-958A3	----	763	12	4.00	\$250
	IMH-A	SF-1206A	----	1018	12	3.80	\$400
	IMH-A	SF-1206A3	----	1018	12	3.80	\$400
	IMH-A	SN-1258A	----	1110	12	3.52	\$400
	IMH-A	SN-1258A3	----	1110	12	3.52	\$400
	RCU-A	SD-0592N	JC-0495	425	18	6.10	\$150
	RCU-A	SY-0594N	JC-0495	450	18	5.80	\$150
	RCU-A	SF-0976A	RFC-0985	811	12	4.10	\$250
	RCU-A	SF-0976C	RFC-0985	811	12	4.10	\$250
	RCU-A	SF-0978C	RFC-0985	879	12	4.10	\$250
	RCU-A	SN-1278C	RFC-1285	1019	12	3.91	\$400
	RCU-A	SN-1278C	RFC-12853	1019	12	3.90	\$400
	RCU-A	SF-1276C	RFC-1285	1025	12	3.86	\$400
	RCU-A	SF-1276C	RFC-12853	1025	12	3.90	\$400
	RCU-A	SD-1472C	CVD1485	1220	18	4.40	\$400
	RCU-A	SD-1472C	CVD14853	1220	18	4.30	\$400
	RCU-A	SY-1474C	CVD1485	1235	18	4.50	\$400
	RCU-A	SY-1474C	CVD14853	1235	18	4.30	\$400
	RCU-A	SD-1872C	CVD1885	1500	18	4.50	\$400
	RCU-A	SD-1872C	CVD18853	1500	18	4.50	\$400
	RCU-A	SY-1874C	CVD1885	1550	18	4.50	\$500
	RCU-A	SY-1874C	CVD18853	1550	18	4.50	\$500
	RCU-A	SD-3074C	CVD-30853	2420	19.7	4.51	\$500
	SC-A	SN-12A	----	253	12	7.11	\$100
	SC-A	SN12-AT	----	253	12	7.10	\$100
	SC-A	SN-20A	----	253	12	7.11	\$100
SC-A	QF-0406A	----	300	12	5.32	\$100	
Scotsman (www.scotsman-ice.com)	IMH-A	C0322MA-1#	----	255	19	6.60	\$100
	IMH-A	C0322MA-32#	----	255	19	6.60	\$100
	IMH-A	C0322SA-1#	----	255	19	6.60	\$100
	IMH-A	C0322SA-32#	----	255	19	6.60	\$100
	IMH-A	C0330MA-1#	----	280	19	6.00	\$100
	IMH-A	C0330MA-32#	----	280	19	6.00	\$100
	IMH-A	C0330SA-1#	----	280	19	6.00	\$100
	IMH-A	C0330SA-32#	----	280	19	6.00	\$100
	IMH-A	NME454AS	----	370	12	5.20	\$150
	IMH-A	MFE400AS	----	380	12	5.50	\$150
	IMH-A	FME504AS	----	400	12	4.80	\$150
	IMH-A	NME654AS	----	520	12	5.30	\$250
	IMH-A	FME804AS	----	595	12	4.90	\$250

Updated 4/27/09


NOTE: This list of qualifying commercial ice machines and rebate values is valid as of 1/1/08. Review program application for complete list of program qualifications, terms, conditions and effective dates.

Company Name (Website)	Machine Type	Model Number	Condenser	Ice Harvest Rate (lbs/day)	Potable Water Use Rate (gal/100lbs)	Energy Use Rate (kWh/100lb)	Rebate (per unit)	
Scotsman (www.scotsman-ice.com)	IMH-A	C0830MA-3#,	----	724	19.3	4.90	\$250	
	IMH-A	C0830MA-32#,	----	724	19.3	4.90	\$250	
	IMH-A	C0830SA-3#,	----	724	19.3	4.90	\$250	
	IMH-A	C0830SA-32#,	----	724	19.3	4.90	\$250	
	IMH-A	NME954AS	----	780	12	3.90	\$250	
	IMH-A	C1030MA-3#,	----	844	18.4	5.00	\$250	
	IMH-A	C1030MA-32#,	----	844	18.4	5.00	\$250	
	IMH-A	C1030SA-3#,	----	844	18.4	5.00	\$250	
	IMH-A	C1030SA-32#,	----	844	18.4	5.00	\$250	
	IMH-A	FME1204AS	----	870	12	3.30	\$250	
	IMH-A	NME1254AS	----	945	12	3.70	\$250	
	IMH-A	FME1504AS	----	1110	12	3.40	\$400	
	IMH-A	C1448MA-3#,	----	1242	18.5	4.60	\$400	
	IMH-A	C1448MA-32#,	----	1242	18.5	4.60	\$400	
	IMH-A	C1448SA-3#,	----	1242	18.5	4.60	\$400	
	IMH-A	C1448SA-32#,	----	1242	18.5	4.60	\$400	
	IMH-A	NME1854AS	----	1595	12	3.90	\$500	
	IMH-A	FME2404AS	----	1800	12	3.30	\$500	
	RCU-A	EH130SL-1#	C0600CP-	ERC311-32#	530	18.4	5.70	\$250
	RCU-A	C0830MR-3#,	ERC311-32#	ERC311-32#	780	18.4	4.70	\$250
	RCU-A	C0830MR-32#,	ERC311-32#	ERC311-32#	780	18.4	4.70	\$250
	RCU-A	C0830SR-3#,	ERC311-32#	ERC311-32#	780	18.4	4.70	\$250
	RCU-A	C0830SR-32#,	ERC311-32#	ERC311-32#	780	18.4	4.70	\$250
	RCU-A	NME954RS	ERC151	ERC151	830	12	4.10	\$250
	RCU-A	FME1204RS	ERC151	ERC151	890	12	3.40	\$250
	RCU-A	NME1254RS	ERC201	ERC201	1005	12	3.60	\$400
	RCU-A	FME1504RS	ERC201	ERC201	1100	12	3.30	\$400
	RCU-A	C1848MR-3#,	ERC611-32#	ERC611-32#	1645	17.9	4.30	\$500
	RCU-A	C1848MR-32#,	ERC611-32#	ERC611-32#	1645	17.9	4.30	\$500
	RCU-A	C1848SR-3#,	ERC611-32#	ERC611-32#	1645	17.9	4.30	\$500
	RCU-A	C1848SR-32#,	ERC611-32#	ERC611-32#	1645	17.9	4.30	\$500
	RCU-A	FME2404RS	ERC302	ERC302	1780	12	3.40	\$500
	RCU-A	NME1854RS	ERC302	ERC302	1800	12	3.90	\$500
	SC-A	AFE325AS	----	----	264	12	5.60	\$100
	SC-A	MDT3F12A	----	----	294	12	5.60	\$100
	SC-A	AFE400A	----	----	300	12	5.40	\$100
	SC-A	MDT4F12A	----	----	351	12	5.60	\$150
	SC-A	MDT5N25A	----	----	409	12	5.40	\$150
	SC-A	MDT5N40A	----	----	409	12	5.40	\$150
	SC-A	MDT6N90A	----	----	540	12	5.60	\$250
	SC-A	NSE654AS	----	----	560	12	5.30	\$250

Updated 3/20/2009

Qualifying electric models must meet ENERGY STAR® specification for energy efficiency or must have a heavy-load (potato) cooking-energy efficiency of ≥ 50% ASTM F1484.

NOTE: Check your utility rebate application for terms and conditions, and effective program dates.


 Company Name (Website)	Model Name	Model Number	Capacity	Fuel Type	Energy Efficiency (%)	Idle Energy Rate (kW)	Production Capacity (lb/h)	Water Use (gph)	Rebate (per unit)
AccuTemp (www.accutemp.net)	Steam'N'Hold	S32081D060	3 pan	Electric	55.0	0.25	N/A	N/A	\$750
	Steam'N'Hold	S32083D060	3 pan	Electric	55.0	0.25	N/A	N/A	
	Steam'N'Hold	S32083D080	3 pan	Electric	55.0	0.25	N/A	N/A	
	Steam'N'Hold	S32083D090	3 pan	Electric	55.0	0.25	N/A	N/A	
	Steam'N'Hold	S32083D120	3 pan	Electric	60.1	0.20	71	9.0	
	Steam'N'Hold	S32401D060	3 pan	Electric	55.0	0.25	N/A	N/A	
	Steam'N'Hold	S32401D080	3 pan	Electric	55.0	0.25	N/A	N/A	
	Steam'N'Hold	S32403D060	3 pan	Electric	55.0	0.25	N/A	N/A	
	Steam'N'Hold	S32403D080	3 pan	Electric	55.0	0.25	N/A	N/A	
	Steam'N'Hold	S32403D120	3 pan	Electric	55.0	0.25	N/A	N/A	
	Steam'N'Hold	S62081D060	6 pan	Electric	68.6	0.30	97	< 2.5	
	Steam'N'Hold	S62081D080	6 pan	Electric	67.2	0.34	N/A	N/A	
	Steam'N'Hold	S62083D060	6 pan	Electric	68.6	0.30	97	< 3.0	
	Steam'N'Hold	S62083D080	6 pan	Electric	67.2	0.34	101	< 2.5	
	Steam'N'Hold	S62083D100	6 pan	Electric	71.2	0.33	127	< 2.5	
	Steam'N'Hold	S62083D120	6 pan	Electric	67.5	0.42	130	< 2.5	
	Steam'N'Hold	S62083D170	6 pan	Electric	73.1	0.16	135	6.0	
	Steam'N'Hold	S62401D060	6 pan	Electric	62.0	0.50	N/A	N/A	
	Steam'N'Hold	S62401D080	6 pan	Electric	62.0	0.50	N/A	N/A	
	Steam'N'Hold	S62403D060	6 pan	Electric	62.0	0.50	N/A	N/A	
	Steam'N'Hold	S62403D080	6 pan	Electric	62.0	0.50	N/A	N/A	
	Steam'N'Hold	S62403D120	6 pan	Electric	62.0	0.50	N/A	N/A	
	Steam'N'Hold	S62403D160	6 pan	Electric	62.0	0.50	N/A	N/A	
	Steam'N'Hold	S63803D067	6 pan	Electric	62.0	0.50	N/A	N/A	
	Steam'N'Hold	S63803D090	6 pan	Electric	62.0	0.50	N/A	N/A	
	Steam'N'Hold	S63803D130	6 pan	Electric	62.0	0.50	N/A	N/A	
	Steam'N'Hold	S64153D060	6 pan	Electric	62.0	0.50	N/A	N/A	
	Steam'N'Hold	S64153D080	6 pan	Electric	62.0	0.50	N/A	N/A	
	Steam'N'Hold	S64153D120	6 pan	Electric	62.0	0.50	N/A	N/A	
	Steam'N'Hold	S64153D160	6 pan	Electric	62.0	0.50	N/A	N/A	
	Steam'N'Hold	S64403D090	6 pan	Electric	62.0	0.50	N/A	N/A	
	Steam'N'Hold	S64403D130	6 pan	Electric	62.0	0.50	N/A	N/A	
Steam'N'Hold	S64403D180	6 pan	Electric	62.0	0.50	N/A	N/A		
Steam'N'Hold	S64803D107	6 pan	Electric	62.0	0.50	N/A	N/A		
Steam'N'Hold	S64803D140	6 pan	Electric	62.0	0.50	N/A	N/A		
Steam'N'Hold	S64803D180	6 pan	Electric	62.0	0.50	N/A	N/A		
Blodgett (www.blodgett.com)	SBF-3	SBF-3	3 pan	Electric	63.0	0.13	N/A	N/A	
	SBF-5	SBF-5	5 pan	Electric	68.4	0.22	N/A	N/A	
Cleveland (www.clevelandrange.com)	SteamCub	1SCE/1SC EMC	5 pan	Electric	70.8	0.33	84	< 2.5	
	SteamChef	22CET3.1	3 pan	Electric	66.8	0.31	N/A	N/A	
	SteamChef	22CET6.1	6 pan	Electric	64.3	0.39	N/A	N/A	

Note: Data based on applying ASTM F1484
N/A = Data Not Available

Updated 3/20/2009

Qualifying electric models must meet ENERGY STAR® specification for energy efficiency or must have a heavy-load (potato) cooking-energy efficiency of ≥ 50% ASTM F1484.

NOTE: Check your utility rebate application for terms and conditions, and effective program dates.

 Company Name (Website)	Model Name	Model Number	Capacity	Fuel Type	Energy Efficiency (%)	Idle Energy Rate (kW)	Production Capacity (lb/h)	Water Use (gph)	Rebate (per unit)
Crown Food Service Equipment Ltd.	EPX-5	EPX-5	5 pan	Electric	68.4	0.22	97	< 3.0	
	EPX-3	EPX-3	3 pan	Electric	63.0	0.13	66	< 3.0	
Unified Brands, Inc / Groen (www.unifiedbrands.net)	Vortex	VRC-3E	3 pan	Electric	67.6	0.11	60	< 2.5	
	Vortex	VRC-6E	6 pan	Electric	71.0	0.20	98	< 2.5	
Hobart (www.hobartcorp.com)	-	HPX3	3 pan	Electric	70.0	0.30	64	< 2.5	
	-	HPX5	5 pan	Electric	68.0	0.50	101	< 2.5	
Intek (www.intekllc.com)	Xtreme Steam	XS-208-12-3	6 pan	Electric	71.5	0.25	N/A	N/A	
	Xtreme Steam	XS-208-14-3	6 pan	Electric	71.0	0.25	133	< 3.0	
	Xtreme Steam	XS-208-6-1	6 pan	Electric	74.4	0.16	110	< 3.0	
	Xtreme Steam	XS-208-8-1	6 pan	Electric	71.5	0.20	N/A	N/A	
	Xtreme Steam	XS-208-8-3	6 pan	Electric	71.5	0.20	N/A	N/A	
	Xtreme Steam	XS-240-12-3	6 pan	Electric	71.5	0.22	N/A	N/A	
	Xtreme Steam	XS-240-14-3	6 pan	Electric	72.0	0.25	N/A	N/A	
	Xtreme Steam	XS-240-6-1	6 pan	Electric	72.0	0.16	N/A	N/A	
	Xtreme Steam	XS-240-8-1	6 pan	Electric	71.5	0.20	N/A	N/A	
	Xtreme Steam	XS-240-8-3	6 pan	Electric	71.5	0.22	N/A	N/A	
	Xtreme Steam	XS-480-12-3	6 pan	Electric	71.5	0.25	N/A	N/A	
Market Forge (www.mfii.com)	-	ET-3E	3 pan	Electric	67.9	0.20	63	< 2.0	
	-	ET-6E	6 pan	Electric	72.8	0.20	94	< 2.0	
	Eco Tech Plus	ETP-5E	5 pan	Electric	66.6	0.22	80	N/A	\$750
	Eco Tech Plus	ETP-10E	10 pan	Electric	66.6	0.43	159	5.9	
	Steam Tech Plus	STP-6E	6 pan	Electric	52.3	0.90	131	3.0	
	Power Plus	ST-10M42E24A	10 pan	Electric	57.7	0.56	N/A	21.5	
	Power Plus	ST-10M42E32A	10 pan	Electric	58.2	0.56	N/A	21.0	
	Power Plus	ST-10M42E36A	10 pan	Electric	58.7	0.56	N/A	20.5	
	Power Plus	ST-10M42E42A	10 pan	Electric	59.0	0.56	N/A	20.2	
	Power Plus	ST-10M42E48A	10 pan	Electric	59.5	0.56	N/A	20.0	
	Turbo Steam	TS-3E	3 pan	Electric	63.0	0.13	N/A	< 3	
Turbo Steam	TS-5E	5 pan	Electric	68.4	0.22	N/A	< 3		
Southbend (www.southbendnc.com)	Simple Steam	EZ-3	3 pan	Electric	69.0	0.90	61	< 2.5	
	StatoSteam, Manual-Fill	STRE-3EZ	3 pan	Electric	55.2	0.10	57	<2.5	
	StatoSteam, Manual-Fill	STRE-5EZ	5 pan	Electric	56.8	0.15	77	<2.5	
Stellar (www.stellarfoodequipment.com)	Altair II	Altair-6	6 pan	Electric	63.9	0.65	N/A	< 2.5	
	Capella	Capella-4	4 pan	Electric	54.7	0.20	78	< 2.5	
Vulcan (www.vulcanhart.com)	-	VPX-3	3 pan	Electric	70.5	0.33	64	< 2.5	
	-	VPX-5	5 pan	Electric	68.4	0.51	101	< 2.5	

Note: Data based on applying ASTM F1484

N/A = Data Not Available

Updated 4/21/09

Products on this list qualify for purchases from the date they are added until the date they are removed. Review program application for complete list of program qualifications, terms, conditions and effective dates.

Company Name (Website)	Brand Name	Model Number	Style Type	Total Volume (ft ³)	Daily Energy Use (kWh)	Rebate (per unit)
Arctic Air (www.arcticairco.com)	Arctic Air	F22CW	Reach-in	20.3	3.17	\$200
Beverage-Air (www.beverage-air.com)	Beverage-Air	2SF-13	Ice Cream	5.4	2.40	\$100
	Beverage-Air	EF24-5BS (208 V only)	Reach-in	22.0	6.92	\$200
	Beverage-Air	BT30CW-EXPR	Reach-in	25.7	4.60	\$200
	Beverage-Air	3801 THERMO	Reach-in	27.1	4.45	\$200
	Beverage-Air	BT30CWFMS	Reach-in	27.1	4.45	\$200
	Beverage-Air	F-27SFC	Reach-in	27.1	4.45	\$200
	Beverage-Air	PF11-1AS-XDX	Reach-in	32.2	9.88	\$325
	Beverage-Air	EF48-1AS EF48-1AHS	Reach-in	46.2	13.70	\$325
	Beverage-Air	PF48-1AS PF48-1AHS	Reach-in	46.2	13.70	\$325
	Beverage-Air	EF74-5AS-XDX (208V only)	Reach-in	64.4	15.36	\$500
	Beverage-Air	EF74-5AHS-XDX (208V only)	Reach-in	64.4	15.36	\$500
	Beverage-Air	PF3-5AS-XDX (208V only)	Reach-in	64.4	15.36	\$500
	Beverage-Air	PF3-5AHS-XDX (208V only)	Reach-in	64.4	15.36	\$500
	Beverage-Air	EF74-5AS (208V only)	Reach-in	69.5	20.04	\$500
	Beverage-Air	EF74-5AHS (208V only)	Reach-in	69.5	20.04	\$500
	Beverage-Air	PF74-5AS (208V only)	Reach-in	69.5	20.04	\$500
	Beverage-Air	PF74-5AHS (208V only)	Reach-in	69.5	20.04	\$500
	Beverage-Air	KF74-5AS (208V only)	Reach-in	70.5	17.22	\$500
Continental Refrigerator (www.continental-refrig.com)	Continental	2F	Reach-in	49.2	12.90	\$325
	Continental	2F-PT	Pass-Through	49.2	12.90	\$325
	Continental	DL2F	Reach-in	50.5	13.75	\$325
	Continental	DL2F-PT	Pass-Through	50.5	13.75	\$325
	Continental	2FE	Reach-in	54.5	13.11	\$325
	Continental	2FE-PT	Pass-Through	54.5	13.11	\$325
	Continental	DL2FE	Reach-in	56.0	14.10	\$325
	Continental	DL2FE-PT	Pass-Through	56.0	14.10	\$325
Delfield (www.delfield.com)	Delfield	6151XL-S	Reach-in	43.5	11.75	\$325
	Delfield	6151XL-SH	Reach-in	43.5	11.75	\$325
	Delfield	6176XL-S	Reach-in	66.5	15.59	\$500
	Delfield	6176XL-SH	Reach-in	66.5	15.59	\$500
	Delfield	F3FH	Reach-in	66.9	19.50	\$500
	Delfield	KCF-50	Ice Cream	14.7	4.60	\$100
	Delfield	MFPT2-S	Pass-Through	55.4	14.26	\$325

Updated 4/21/09

Products on this list qualify for purchases from the date they are added until the date they are removed. Review program application for complete list of program qualifications, terms, conditions and effective dates.

Company Name (Website)	Brand Name	Model Number	Style Type	Total Volume (ft ³)	Daily Energy Use (kWh)	Rebate (per unit)
Delfield (www.delfield.com)	Delfield	MFPT2-SH	Pass-Through	55.4	14.26	\$325
	Delfield	MFR1-S	Reach-in	25.0	7.63	\$200
	Delfield	MFR1-SH	Reach-in	25.0	7.63	\$200
	Delfield	MFR2N-S	Reach-in	43.9	11.13	\$325
	Delfield	MFR2N-SH	Reach-in	43.9	11.13	\$325
	Delfield	MFR2-S	Reach-in	51.9	15.15	\$325
	Delfield	MFR2-SH	Reach-in	51.9	15.15	\$325
	Delfield	MFR2S-S	Reach-in	38.0	10.54	\$325
	Delfield	MFR2S-SH	Reach-in	38.0	10.54	\$325
	Delfield	MFR3-S	Reach-in	78.9	16.25	\$500
	Delfield	MFR3-SH	Reach-in	78.9	16.25	\$500
	Delfield	MFRI2-S	Roll-In	74.7	21.01	\$500
	Delfield	SAF-1-S	Reach-in	25.0	7.63	\$200
	Delfield	SAF-1-SH	Reach-in	25.0	7.63	\$200
	Delfield	SAF2N-S	Reach-in	43.9	11.13	\$325
	Delfield	SAF2N-SH	Reach-in	43.9	11.13	\$325
	Delfield	SAF2-S	Reach-in	51.9	15.15	\$325
	Delfield	SAF2-SH	Reach-in	51.9	15.15	\$325
	Delfield	SAF2S-S	Reach-in	38.0	10.54	\$325
	Delfield	SAF2S-SH	Reach-in	38.0	10.54	\$325
	Delfield	SAF3-S	Reach-in	78.9	16.25	\$500
	Delfield	SAF3-SH	Reach-in	78.9	16.25	\$500
	Delfield	SAFPT2-S	Pass-Through	55.4	14.26	\$325
	Delfield	SAFPT2-SH	Pass-Through	55.4	14.26	\$325
	Delfield	SAFRI2-S	Roll-In	74.7	21.01	\$500
	Delfield	SAFRI3-S	Roll-In	113.3	25.70	\$500
	Delfield	SCF-48	Ice Cream	10.4	3.42	\$100
	Delfield	SMF1-S	Reach-in	25.0	7.63	\$200
	Delfield	SMF1-SH	Reach-in	25.0	7.63	\$200
	Delfield	SMF2-S	Reach-in	51.9	15.16	\$325
	Delfield	SMF2-SH	Reach-in	51.9	15.16	\$325
	Delfield	SMF2N-S	Reach-in	43.9	11.13	\$325
	Delfield	SMF2N-SH	Reach-in	43.9	11.13	\$325
	Delfield	SMF2S-S	Reach-in	38.0	10.55	\$325
	Delfield	SMF2S-SH	Reach-in	38.0	10.55	\$325
	Delfield	SMF3-S	Reach-in	78.9	16.26	\$500
	Delfield	SMF3-SH	Reach-in	78.9	16.26	\$500
	Delfield	SMFPT2-S	Pass-Through	55.4	14.26	\$325
	Delfield	SMFPT2-SH	Pass-Through	55.4	14.26	\$325
	Delfield	SMFRI2-S	Roll-In	74.7	21.02	\$500
	Delfield	SMFRI3-S	Roll-In	113.3	25.70	\$500
	Delfield	SSF-1-S	Reach-in	25.0	7.63	\$200
Delfield	SSF-1-SH	Reach-in	25.0	7.63	\$200	
Delfield	SSF2N-S	Reach-in	43.9	11.13	\$325	
Delfield	SSF2N-SH	Reach-in	43.9	11.13	\$325	
Delfield	SSF2-S	Reach-in	51.9	15.15	\$325	
Delfield	SSF2-SH	Reach-in	51.9	15.15	\$325	

Updated 4/21/09

Products on this list qualify for purchases from the date they are added until the date they are removed. Review program application for complete list of program qualifications, terms, conditions and effective dates.

Company Name (Website)	Brand Name	Model Number	Style Type	Total Volume (ft ³)	Daily Energy Use (kWh)	Rebate (per unit)
Delfield (www.delfield.com)	Delfield	SSF2S-S	Reach-in	38.0	10.54	\$325
	Delfield	SSF2S-SH	Reach-in	38.0	10.54	\$325
	Delfield	SSF3-S	Reach-in	78.9	16.25	\$500
	Delfield	SSF3-SH	Reach-in	78.9	16.25	\$500
	Delfield	SSFPT2-S	Pass-Through	55.4	14.26	\$325
	Delfield	SSFPT2-SH	Pass-Through	55.4	14.26	\$325
	Delfield	SSFRI2-S	Roll-In	74.7	21.01	\$500
Electrolux Home Products (professional.electroluxusa.com)	Frigidaire	FCCS07	Reach-in	8.2	1.60	\$100
	Frigidaire	FCCS15	Reach-in	15.9	2.40	\$100
	Frigidaire	FCCS20	Reach-in	20.9	2.90	\$200
	Frigidaire	FCFS20	Reach-in	21.1	6.60	\$200
	Kelvinator	KCS07	Reach-in	8.2	1.65	\$100
	Kelvinator	KCS20	Reach-in	20.9	2.88	\$200
	Kelvinator	KFS22	Reach-in	21.1	6.56	\$200
Hoshizaki America (www.hoshizakiamerica.com)	Hoshizaki	FH2-AAC	Reach-in	46.1	13.72	\$325
Husmann Corp. (www.husmann.com)	Husmann	HBD/BC-195H	Ice Cream	6.8	2.86	\$100
	Husmann	HBD/BC-302H	Ice Cream	8.9	1.39	\$100
	Husmann	HD-4	Ice Cream	7.8	3.05	\$100
	Husmann	SN 190 S	Reach-in	15.4	4.44	\$100
National Refrigeration (www.kelvinatorcommercial.com)	Kelvinator	2SF	Ice Cream	5.4	2.40	\$100
Norlake (www.norlake.com)	Master-Bilt	BSD-80TF*	Reach-in	70.6	16.88	\$500
	Norlake	BF803***/8	Reach-in	70.6	16.88	\$500
	Norlake	LF041WWW/OM	Reach-in	3.5	0.81	\$100
	Norlake	NF803***/8	Reach-in	80.0	19.13	\$500
	Norlake	NF806***/8	Reach-in	80.0	19.13	\$500
	Norlake	NSPF803***/8	Reach-in	80.0	19.13	\$500
	Norlake	NSPF806***/8	Reach-in	80.0	19.13	\$500
Northland Refrigeration (www.northland-refrig.com)	Imperial	UF30*	Reach-in	27.7	6.53	\$200
Stevens-Lee Co. (www.silverking.com)	Silver King	SKUCF7	Undercounter	6.0	2.45	\$100
Traulsen (www.traulsen.com)	Traulsen	ALT332NUT	Reach-in	69.1	13.94	\$500
	Traulsen	ALT332WUT	Reach-in	79.0	20.90	\$500
	Traulsen	RLT332NUT	Solid Hinged	69.1	13.94	\$500
	Traulsen	RLT332WUT	Solid Hinged	79.0	20.90	\$500
True Foodservice Equipment, Inc. (www.truefmfg.com)	TRUE	TA2F-2S	Reach-in	48.8	14.30	\$325
	TRUE	TG2F-2S	Reach-in	48.8	14.40	\$325
	TRUE	TR2F-2S	Reach-in	48.8	14.30	\$325
	TRUE	T-23F	Reach-in	19.5	5.96	\$200
	TRUE	TS-23F	Reach-in	19.5	5.96	\$200
	TRUE	T-49F	Reach-in	42.1	12.41	\$325
	TRUE	TS-49F	Reach-in	46.2	12.41	\$325

Updated 4/21/09

Products on this list qualify for purchases from the date they are added until the date they are removed. Review program application for complete list of program qualifications, terms, conditions and effective dates.

Company Name (Website)	Brand Name	Model Number	Style Type	Total Volume (ft ³)	Daily Energy Use (kWh)	Rebate (per unit)
Turbo Air (www.turboairinc.com)	Master-Bilt	CCR-49DF	Reach-in	46.0	13.53	\$325
	Master-Bilt	CCR-72TF	Reach-in	70.5	17.22	\$500
	Turbo Air	TSF-49SD	Reach-in	46.0	13.53	\$325
	Turbo Air	TSF-72SD	Reach-in	70.5	17.22	\$500
	Turbo Air	TUF-28SD	Reach-in	6.1	2.21	\$100
	Turbo Air	TUF-48SD	Reach-in	23.0	6.07	\$200
Victory Refrigeration, Inc. (www.victory-refrig.com)	Victory	FA-2D-S7	Reach-in	46.5	11.64	\$325
	Victory	FA-3D-S7-EW	Reach-in	79.6	21.15	\$500
	Victory	FS-2D-S7	Reach-in	46.5	11.64	\$325
	Victory	FS-3D-S7-EW	Reach-in	79.6	21.15	\$500
	Victory	FSA-2D-S7	Reach-in	46.5	11.64	\$325
	Victory	FSA-3D-S7-EW	Reach-in	79.6	21.15	\$500

Updated 4/21/09

Products on this list qualify for purchases from the date they are added until the date they are removed. Review program application for complete list of program qualifications, terms, conditions and effective dates.

Company Name (Website)	Brand Name	Model Number	Style Type	Total Volume (ft ³)	Daily Energy Use (kWh)	Rebate (per unit)
Arctic Air (www.articairco.com)	Arctic Air	R22CW	Reach-in	20.3	1.30	\$100
Beverage-Air (www.beverage-air.com)	Beverage-Air	ER48-5AS (208V only)	Reach-in	46.7	3.21	\$150
	Beverage-Air	ER48-5AHS (208V only)	Reach-in	46.7	3.21	\$150
	Beverage-Air	PRI2-1AS-XDX	Roll-In	67.4	4.99	\$225
	Beverage-Air	SM49N	Milk or Beverage	15.8	1.93	\$75
	Beverage-Air	SM58N	Milk or Beverage	24.5	2.25	\$100
	Beverage-Air	ST34N	Milk or Beverage	13.1	1.85	\$75
	Beverage-Air	ST49N	Milk or Beverage	19.2	2.20	\$100
Continental Refrigerator (www.continental-refrig.com)	Continental	2R	Reach-in	49.2	4.16	\$150
	Continental	2RE	Reach-in	54.5	4.25	\$150
	Continental	2RE-PT	Pass-Through	54.5	4.25	\$150
	Continental	2R-PT	Pass-Through	49.2	4.16	\$150
	Continental	3R	Reach-in	72.2	5.01	\$225
	Continental	3RE	Reach-in	79.7	5.23	\$225
	Continental	3RE-PT	Pass-Through	79.7	5.23	\$225
	Continental	3R-PT	Pass-Through	72.2	5.01	\$225
	Continental	DL3RE	Reach-in	81.8	6.00	\$225
	Continental	DL3RE-PT	Pass-Through	81.8	6.00	\$225
Delfield (www.delfield.com)	Delfield	18650VDL	Reach-in	8.9	1.50	\$75
	Delfield	18650VDR	Reach-in	8.9	1.50	\$75
	Delfield	6051XL-S	Reach-in	43.5	3.65	\$150
	Delfield	6051XL-SH	Reach-in	43.5	3.65	\$150
	Delfield	F17VD84	Reach-in	8.9	1.50	\$75
	Delfield	F18VD50	Reach-in	8.9	1.50	\$75
	Delfield	F2982VDL	Reach-in	8.9	1.50	\$75
	Delfield	F2982VDR	Reach-in	8.9	1.50	\$75
	Delfield	KCM-36	Milk or Beverage	3.4	0.98	\$75
	Delfield	KCM-50	Milk or Beverage	7.8	0.98	\$75
	Delfield	KCM-60	Milk or Beverage	12.2	0.98	\$75
	Delfield	KCM-74	Milk or Beverage	15.7	0.98	\$75
	Delfield	MFSC-2020	Milk or Beverage	9.0	1.50	\$75
	Delfield	MFSC-2821	Milk or Beverage	7.3	1.30	\$75

Updated 4/21/09

Products on this list qualify for purchases from the date they are added until the date they are removed. Review program application for complete list of program qualifications, terms, conditions and effective dates.

Company Name (Website)	Brand Name	Model Number	Style Type	Total Volume (ft ³)	Daily Energy Use (kWh)	Rebate (per unit)
Delfield (www.delfield.com)	Delfield	MFSC-31	Milk or Beverage	8.7	1.47	\$75
	Delfield	MFSC-44	Milk or Beverage	13.5	1.95	\$75
	Delfield	MRR1-S	Reach-in	25.0	2.64	\$100
	Delfield	MRR1-SH	Reach-in	25.0	2.64	\$100
	Delfield	MRR2S-S	Reach-in	38.0	2.98	\$150
	Delfield	MRR2S-SH	Reach-in	38.0	2.98	\$150
	Delfield	MRR3-S	Reach-in	78.9	5.50	\$225
	Delfield	MRR3-SH	Reach-in	78.9	5.50	\$225
	Delfield	MRRI3-S	Roll-in	113.3	7.56	\$225
	Delfield	MRRT3-S	Roll-through	120.9	8.01	\$225
	Delfield	N-520	Milk or Beverage	8.2	1.33	\$75
	Delfield	N-860	Milk or Beverage	13.4	1.90	\$75
	Delfield	SAR1-S	Reach-in	25.0	2.64	\$100
	Delfield	SAR1-SH	Reach-in	25.0	2.64	\$100
	Delfield	SAR2S-S	Reach-in	38.0	2.98	\$150
	Delfield	SAR2S-SH	Reach-in	38.0	2.98	\$150
	Delfield	SAR3-S	Reach-in	78.9	5.50	\$225
	Delfield	SAR3-SH	Reach-in	78.9	5.50	\$225
	Delfield	SCM-36	Milk or Beverage	3.4	0.98	\$75
	Delfield	SCM-50	Milk or Beverage	7.8	0.98	\$75
	Delfield	SCM-60	Milk or Beverage	12.2	0.98	\$75
	Delfield	SCM-74	Milk or Beverage	15.7	0.98	\$75
	Delfield	SSR1-S	Reach-in	25.0	2.64	\$100
	Delfield	SSR1-SH	Reach-in	25.0	2.64	\$100
	Delfield	SSR2S-S	Reach-in	38.0	2.98	\$150
	Delfield	SSR2S-SH	Reach-in	38.0	2.98	\$150
	Delfield	SSR3-S	Reach-in	78.9	5.50	\$225
	Delfield	SSR3-SH	Reach-in	78.9	5.50	\$225
	Delfield	SSRRI3-S	Roll-in	113.3	7.56	\$225
	Delfield	SSRRT3-S	Roll-Through	120.9	8.01	\$225
	Delfield	SMR1-S	Reach-in	25.0	2.64	\$100
	Delfield	SMR1-SH	Reach-in	25.0	2.64	\$100
	Delfield	SMR2S-S	Reach-in	38.0	2.98	\$150
	Delfield	SMR2S-SH	Reach-in	38.0	2.98	\$150
	Delfield	SMR3-S	Reach-in	78.9	5.51	\$225
	Delfield	SMR3-SH	Reach-in	78.9	5.51	\$225
	Delfield	SMRRI3-S	Roll-in	113.3	7.56	\$225
	Delfield	SMRRT3-S	Roll-through	120.9	8.01	\$225

Updated 4/21/09

Products on this list qualify for purchases from the date they are added until the date they are removed. Review program application for complete list of program qualifications, terms, conditions and effective dates.

Company Name (Website)	Brand Name	Model Number	Style Type	Total Volume (ft ³)	Daily Energy Use (kWh)	Rebate (per unit)
Delfield (www.delfield.com)	Shelleyglas	KCM-50	Milk or Beverage	8.3	1.07	\$75
	Shelleyglas	KCM-60	Milk or Beverage	13.1	1.32	\$75
	Shelleyglas	KCM-74	Milk or Beverage	16.5	1.38	\$75
	Shelleymatic	MFSC-2020	Milk or Beverage	9.0	1.10	\$75
	Shelleymatic	MFSC-2821	Milk or Beverage	7.3	1.00	\$75
	Shelleymatic	MFSC-31	Milk or Beverage	8.7	1.08	\$75
	Shelleymatic	MFSC-44	Milk or Beverage	13.5	1.34	\$75
	Shelleymatic	MFSC-57	Milk or Beverage	18.3	1.90	\$75
	Shelleymatic	N-1200	Milk or Beverage	18.7	2.33	\$75
	Shelleymatic	N-1530	Milk or Beverage	24.0	2.63	\$100
	Shelleymatic	N-520	Milk or Beverage	8.2	1.68	\$75
	Shelleymatic	N-860	Milk or Beverage	13.4	2.02	\$75
	Shelleymatic	NLFAC-8	Reach-in	14.0	1.89	\$75
Duke Manufacturing	Duke	RBC 48	Reach-in	11.7	1.89	\$75
Electrolux Home Products (professional.electroluxusa.com)	Frigidaire	F CRS20	Reach-in	21.3	1.00	\$100
	Kelvinator	KRS22	Reach-in	21.3	0.97	\$100
Husmann Corp. (www.husmann.com)	Husmann	HTC/TD-138	Reach-in	4.9	1.13	\$75
Norlake (www.norlake.com)	Norlake	AR084***/0	Milk or Beverage	11.0	1.74	\$75
	Norlake	AR122***/0	Milk or Beverage	17.4	2.12	\$75
	Norlake	AR164***/0	Milk or Beverage	21.8	2.13	\$100
	Norlake	LR061WWW/0	Reach-in	4.5	0.60	\$75
	Norlake	NSFR241WMW/0M	Reach-in	24.0	1.19	\$100
	Norlake	NSLR241WMW/0M	Reach-in	24.0	1.19	\$100
	Norlake	SR122***/0	Solid Sliding	14.0	2.00	\$75
Norlake	SR162***/0	Solid Sliding	20.2	2.23	\$100	
Northland Refrigeration (www.northland-refrig.com)	Imperial	RF265*	Reach-in	27.6	1.88	\$100

Updated 4/21/09

Products on this list qualify for purchases from the date they are added until the date they are removed. Review program application for complete list of program qualifications, terms, conditions and effective dates.

Company Name (Website)	Brand Name	Model Number	Style Type	Total Volume (ft ³)	Daily Energy Use (kWh)	Rebate (per unit)
Perlick Corporation (www.perlick.com)	Perlick	BC24	Reach-in	4.0	1.17	\$75
	Perlick	BC36	Reach-in	7.6	1.22	\$75
	Perlick	DP32	Reach-in	7.0	1.40	\$75
	Perlick	DS32	Reach-in	7.0	1.40	\$75
	Perlick	R24	Reach-in	4.7	0.89	\$75
True Foodservice Equipment, Inc. (www.truemfg.com)	TRUE	T-23	Reach-in	22.6	2.43	\$100
	TRUE	TS-23	Reach-in	22.6	2.43	\$100
	TRUE	T-49	Reach-in	43.5	3.50	\$150
	TRUE	TS-49	Reach-in	43.5	3.50	\$150
Turbo Air (www.turboairinc.com)	Master-Bilt	UC-28SR	Undercounter	6.9	1.46	\$75
	Master-Bilt	UC-48DR	Undercounter	12.6	1.80	\$75
	Turbo Air	MSR-49NM	Reach-in	49.0	4.02	\$150
	Turbo Air	TUR-28SD	Undercounter	6.9	1.46	\$75
	Turbo Air	TUR-48SD	Undercounter	12.6	1.80	\$75
	Turbo Air	GST-40DR	Reach-in	38.4	3.16	\$150
Utility Refrigerator (www.utilityrefrigerator.com)	Utility	R-60-**-2S-D	Reach-in	55.6	4.46	\$150
	Utility	R-60-**-4S-D	Reach-in	55.6	4.46	\$150
	Utility	R-60-**-2S-D-X	Reach-in	55.6	4.46	\$150
	Utility	R-60-**-4S-D-X	Reach-in	55.6	4.46	\$150
	Utility	PT-R-60-**-2S-D	Reach-in	55.6	4.46	\$150
	Utility	PT-R-60-**-4S-D	Reach-in	55.6	4.46	\$150
	Utility	PT-R-60-**-2S-D-X	Reach-in	55.6	4.46	\$150
	Utility	PT-R-60-**-4S-D-X	Reach-in	55.6	4.46	\$150
Victory Refrigeration, Inc. (www.victory-refrig.com)	Victory	RA-3D-S7	Reach-in	70.1	4.70	\$225
	Victory	RS-3D-S7	Reach-in	70.1	4.70	\$225
	Victory	RSA-3D-S7	Reach-in	70.1	4.70	\$225
	Victory	VR-3	Reach-in	68.7	5.27	\$225
	Victory	VSR-3	Reach-in	68.7	5.27	\$225

Updated 3/30/09

NOTE: Check your utility rebate application for terms and conditions, and effective program dates.

Company Name (Website)	Model Name	Model Number	Models Represented	Idle Energy Rate (watts/ft ³)	Rebate (per unit)
Bevles/Bakers Pride/APW Wyott (www.bakerspride.com)	CS82-CH8	CS82-CH8		18.6	\$300
	Temper Select	HTSS74W12	HTSS74P34 HTSS74W12A	20.0	\$300
	Climate Select	HCSS74W12	HCSS74W12	20.0	\$300
California Cooking (www.eastbayrestaurantsupply.com)	Holding and Transport Cabinet	CCK1826-15-BC-IS		13.4	\$300
Cambro (www.cambro.com)	Hot Holding Ultra Pan Carrier	UPCH400	UPCH4002 UPCHW400 UPCHW4002	15.1	\$200
	Ultra Camcart	UPCH800	UPCH8002 UPCHT800	15.1	\$200
	Camtherm Bulk Food Cabinet	CMBH1826L	CMBH1826LF CMBH1826LC CMBH1826LTR	10.0	\$200
	Camtherm Bulk Food Cabinet	CMBH1826TSF	CMBH1826TBF CMBH1826TSC CMBH1826TBC CMBH1826TTR	11.8	\$300
Carter-Hoffmann (www.carter-hoffmann.com)	Enduraheat Banquet Carter	BR96	BR120, BR150, BR1000, BR1200	18.2	\$300
	Banquet Carter	BB1824		10.9	\$200
	Banquet Carter	BB1848	BB40, BB60 BB48, BB64, BB72, BB90, BB96, BB96X, BB100, BB120, BB120X, BB150, BB150X, BB200D, BB1000, BB1200, PS96	10.9	\$250
	Banquet Carter	BB1864	ST181, PH1200, PH1210, PH1215, PH1400, PH1410 PH1220, PH1225, PH1230, PH1240, PH1425, PH1800, PH1810, ST1811 PH1250, PH1420, PH1430, PH1440, PH1450, PH1460, PH1825, PH1830, PH1850, PH1860	10.9	\$300
	Heated Transport Cart	PH181		10.8	\$200
	Heated Transport Cart	PH1800		10.8	\$250
	Heated Transport Cart	PH181 (120V)		10.8	\$300
Heated Transport Cart	PH181 (208V)		10.8	\$300	

Updated 3/30/09

NOTE: Check your utility rebate application for terms and conditions, and effective program dates.

Company Name (Website)	Model Name	Model Number	Models Represented	Idle Energy Rate (watts/ft ³)	Rebate (per unit)	
Cleveland (www.clevelandrange.com)	CONVOHOLD™	HCWH-20.20	HCDH-20.20	13.6	\$300	
Cres Cor (www.crescor.com)	Insulated Heated Stainless Steel Banquet Cart	CCB-120A		11.4	\$300	
	Insulated Heated Stainless Steel Banquet Cart	CCB-150		15.3	\$300	
Cres Cor (www.crescor.com)	Insulated Heated Stainless Steel Banquet Cart	EB-150	EB-150S, EB-150208, EB-150208S, EB-150240, EB-150240S, EB-150CAN, EB-150CANS	15.2	\$300	
	Insulated Heated Stainless Steel Banquet Cabinet	H137S96BC		10.0	\$300	
	Insulated Holding Cabinet	H137UA9CD	H137UA9C	15.0	\$250	
	Insulated Holding Cabinet	H1381834C	H138S1834C H137UA12C	15.0	\$300	
	Insulated Stainless Steel Aquatemp Holding Cabinet	H137WSUA12C	H137SUA12C, H138WS1834C	12.4	\$300	
	Insulated Stainless Steel Holding Cabinet	H137WSUA6CMD	H137WSUA6CM, H137SUA6CM, H138WS1816CM, H138S1816CM	17.8	\$200	
	Insulated Stainless Steel Holding Cabinet	H138WS1816CM	H138S1816CM	17.8	\$300	
		H161FUA11CM	H161FUA11CM		19.5	\$300
	Insulated Half-Size Stainless Steel Holding Cabinets	H339SS12188C	H339SS188C, H339SST188C, H339SS12188C, H339SST12188C, H339SSUA8C, H339SSTUA8C, H339XSS188C, H339XSS12188C, H339XSSUA8C	17.1	\$200	
	Insulated Half-Size Stainless Steel Holding Cabinets	H339135BKC3		17.1	\$200	
	Insulated Full-Size Stainless Steel Holding Cabinets	H339135BKC3		17.1	\$300	
	Insulated Half-Size Stainless Steel Holding Cabinets	H339188CBKC	H339188CPBKC	17.1	\$300	
	Insulated Half-Size Stainless Steel AquaTemp System Cabinet	H339WSSUA8D		16.9	\$200	

Updated 3/30/09

NOTE: Check your utility rebate application for terms and conditions, and effective program dates.

Company Name (Website)	Model Name	Model Number	Models Represented	Idle Energy Rate (watts/ft ³)	Rebate (per unit)
Food Warming Equipment Company, Inc. (www.fweco.com)	MTU-12	MTU-12		16.0	\$300
	HLC-5	HLC-5 (120 v 500W)	HLC-7, HLC-8, HLC-5S, HLC-7S, HLC-8S, HLC-1717-5, HLC-1717-13, HLC-1826-4, HLC-1826-4A, HLC-1826-4F, HLC-1826-8, HLC-1826-8A, HLC-1826-8F, HLC-SL 1826-5 (all 120v 500W models only), HLC-1227-6	16.0	\$200
	UHS-12	UHS-12		14.4	\$300
	UHST-13	UHST-13	UHST-13-OTB	20.0	\$300
	HLC-SL-1826-5	HLC-SL-1826-5 (120v 1000W)	HLC-1826-4, HLC-1826-4A, HLC-1826-4F, HLC-1826-8, HLC-1826-8A, HLC-1826-8F, HLC-SL 1826-5, HLC-10, HLC-14, HLC-16 (all 120v 1000W models only)	18.0	\$200
	HLCSL-1826-8	HLCSL-1826-8		14.6	\$200
Hot Food Boxes, Inc. (www.hotfoodboxes.com)	C-12UPM	C-12UPM		19.6	\$300
InterMetro Industries Corporation (www.metro.com)	C5 6 Series, Full Height, 2000W, Stainless Steel, Reach-In, Glass Door Cabinets	C569-SDC-U	C569-SDC-**, C569-SFC-**	17.4	\$300
	C5 6 Series, Full Height, 2000W, Stainless Steel, Reach-In, Solid Door Cabinets	C569-SDS-U	C569-SDS-**, C569-SFS-**	15.5	\$300
	C5 6 Series, Full Height, 1440W, Stainless Steel, Reach-In Cabinets	C569L-SDC-U	C569L-SDC-**, C569L-SFC-**, C569L-SDS-**, C569L-SFS-**	14.8	\$300
	C5 9 / 8 Series, Full Height, Stainless Steel, Reach-In, Glass Door Cabinets	C599-SDC-U	C599-SDC-**, C599-SFC-**, C599L-SDC-**, C599L-SFC-**, C589-SDC-**, C589-SFC-**, C589L-SDC-**, C589L-SFC-**	19.0	\$300

Updated 3/30/09

NOTE: Check your utility rebate application for terms and conditions, and effective program dates.

Company Name (Website)	Model Name	Model Number	Models Represented	Idle Energy Rate (watts/ft ³)	Rebate (per unit)
InterMetro Industries Corporation (www.metro.com)	C5 9 / 8 Series, Full Height, Stainless Steel, Reach-In, Solid Door Cabinets	C599-SDS-U	C599-SDS-**, C599-SFS-**, C599L-SDS-**, C599L-SFS-**, C589-SDS-**, C589-SFS-**, C589L-SDS-**, C589L-SFS-**	18.2	\$300
	C5 9 Series Controlled Humidity Cabinets	C599-SDS-UPDS	C599-SDS-LPDS, C599-SFS-UPFS, C599-SFS-LPFS	19.2	\$300
	Heated Banquet Cabinet	MBQ-120	MBQ-120-QH	17.5	\$300
	Heated Banquet Cabinet	MBQ-120D	MBQ-120D-QH	14.0	\$300
	Heated Banquet Cabinet	MBQ-144	MBQ-144-QH	15.6	\$300
	Heated Banquet Cabinet	MBQ-150D	MBQ-150D-QH	14.6	\$300
	Heated Banquet Cabinet	MBQ-180	MBQ-180-QH	12.5	\$300
	Heated Banquet Cabinet	MBQ-180D	MBQ-180D-QH	14.6	\$300
McCall Refrigeration (www.mccallrefrigeration.com)		1-1020H****	1-1020H****	12.5	\$300
		2-2020H****	2-2020H****	12.5	\$300
		4-4020H****	4-4020H****	12.5	\$300
		4-4020H01***	4-4020H01***	12.5	\$300
		4-4020HP***	4-4020HP***	12.5	\$300
		4-4020HP01**	4-4020HP01**	12.5	\$300
		1-1045H****	1-1045H****	4.8	\$300
		2-2045H****	2-2045H****	4.8	\$300
		4-4045H****	4-4045H****	4.8	\$300
		4-4045H01***	4-4045H01***	4.8	\$300
		4-4045HP***	4-4045HP***	4.8	\$300
		4-4045HP01**	4-4045HP01**	4.8	\$300
Royalton Food Service Equipment (www.royalton.cc)	RHHC-1000-C4	RHHC-1000-C4		18.8	\$300
Traulsen & Co., Inc. (www.traulsen.com)		TB-90	TB-90FA	10.7	\$300
		TB-96	TB-96FA	10.3	\$300
		TB-150		16.0	\$300
		TB-150FA		18.3	\$300
		TSP-13	TSP-13FA	9.7	\$300
		TSP-15	TSP-15S, TSP-15FA, TSP-15FS	19.1	\$300
		AHF132-HHS	RHF132-HHS	6.7	\$300
		AHF132-FHS	RHF132-FHS	6.7	\$300
		RIH332L-FHS		6.8	\$300
		RIH232LP-FHS		6.3	\$300
		RIH232L-FHS		6.8	\$300
		RIH132LP-FHS		6.8	\$300
		RIH132L-FHS		6.8	\$300
		RHF332WP-HHS		6.8	\$300
		RHF332WP-FHS		6.8	\$300
		RHF332W-HHS		6.8	\$300

Updated 3/30/09

NOTE: Check your utility rebate application for terms and conditions, and effective program dates.

Company Name (Website)	Model Name	Model Number	Models Represented	Idle Energy Rate (watts/ft ³)	Rebate (per unit)
Traulsen & Co., Inc. (www.traulsen.com)	RHF332W-FHS	RHF332W-FHS		6.8	\$300
	RHF232WP-HHS	RHF232WP-HHS		6.8	\$300
	RHF232WP-FHS	RHF232WP-FHS		6.8	\$300
	RHF232W-HHS	RHF232W-HHS		6.8	\$300
	RHF232W-FHS	RHF232W-FHS		6.8	\$300
	RHF132WP-HHS	RHF132WP-HHS		6.8	\$300
	RHF132WP-FHS	RHF132WP-FHS		6.8	\$300
	RHF132W-HHS	RHF132W-HHS		6.7	\$300
	RHF132W-FHS	RHF132W-FHS		6.7	\$300
	RIH332LP-FHS	RIH332LP-FHS		6.8	\$300
	AIH332LP-FHS	AIH332LP-FHS		6.8	\$300
	AIH332L-FHS	AIH332L-FHS		6.8	\$300
	AIH232LP-FHS	AIH232LP-FHS		6.3	\$300
	AIH232L-FHS	AIH232L-FHS		6.8	\$300
	AIH132LP-FHS	AIH132LP-FHS		6.8	\$300
	AIH132L-FHS	AIH132L-FHS		6.8	\$300
	AHF332WP-HHS	AHF332WP-HHS		6.8	\$300
	AHF332WP-FHS	AHF332WP-FHS		6.8	\$300
	AHF332W-HHS	AHF332W-HHS		6.8	\$300
	AHF332W-FHS	AHF332W-FHS		6.8	\$300
	AHF232WP-HHS	AHF232WP-HHS		6.8	\$300
	AHF232WP-FHS	AHF232WP-FHS		6.8	\$300
	AHF232W-HHS	AHF232W-HHS		6.8	\$300
	AHF232W-FHS	AHF232W-FHS		6.8	\$300
	AHF132WP-HHS	AHF132WP-HHS		6.8	\$300
	AHF132WP-FHS	AHF132WP-FHS		6.8	\$300
AHF132W-HHS	AHF132W-HHS		6.7	\$300	
AHF132W-FHS	AHF132W-FHS		6.7	\$300	
Winston Industries (www.winstonind.com)	HA3022	HA3022GE		15.7	\$300
	HA4522	HA4522GE	HA4522Z	19.1	\$300
	HL4522	HL4522		17.2	\$300
	HL4022	HL4022		16.6	\$300
Wittco Foodservice Equipment (www.wittco.com)	Banquet Cart	2-90		10.7	\$300
	Banquet Cart	2-96		10.3	\$300
	Banquet Cart	2-150		16.0	\$300
	Holding and Transport Cabinet	18 26-15-BC-IS	18 26-15-SCH	13.4	\$300
Vulcan (www.vulcanhart.com)	HumidiHeat Humidified Holding & Transport Cabinet	VHMD13	VHMD15	11.8	\$300
	Holding and Transport Cabinet	VB90		10.7	\$300
	Holding and Transport Cabinet	VB96		10.3	\$300
	Holding and Transport Cabinet	VB150		16.0	\$300

Updated 3/20/09

NOTE: Check your utility rebate application for terms and conditions, and effective program dates.

Company Name (Website)	Brand Name	Installation Type	Rebate*
Captive Air (www.captiveaire.com)	Energy Management System for Kitchen Hoods	Existing Hood Retrofit	\$350/hp
		New Hood	\$300/hp
Melink (www.melinkcorp.com)	Intelli-Hood	Existing Hood Retrofit	\$350/hp
		New Hood	\$300/hp

Note: Demand Ventilation Control rebates are calculated per the total rated nameplate exhaust fan horsepower for the fans controlled by the demand ventilation system